

**TONGLI**  
股票代码 301255

# TF系列减速机选型样本



**10**  
二〇二四年  
(总第十版)

入选《机械设计手册》选型标准  
(化工工业出版社/机械工业出版社)


Listed in 《Handbook of mechanical design》  
as guideness of gearbox selection

STANDARD  
PRODUCTS

# 标准产品



**I TR系列斜齿齿轮硬齿面减速机**  
TR series Rigid Tooth Flank  
Helical Gear Reducer



**I TS系列斜齿-蜗轮蜗杆减速机**  
TS series Helical-worm  
Gear Reducer




**I TF系列平行轴斜齿齿轮减速机**  
TF series Parallel Shaft  
Helical Gear Reducer



**I TK系列螺旋锥齿减速机**  
TK series Helical-bevel  
Gear Reducer



**I TH系列硬齿面齿轮减速机**  
TH series Rigid Tooth Flank  
Gearbox



**I TB系列硬齿面齿轮减速机**  
TB series Rigid Tooth Flank  
Gearbox



**I SJ系列涡轮丝杆升降机**  
SJ series Worm Screw  
elevators



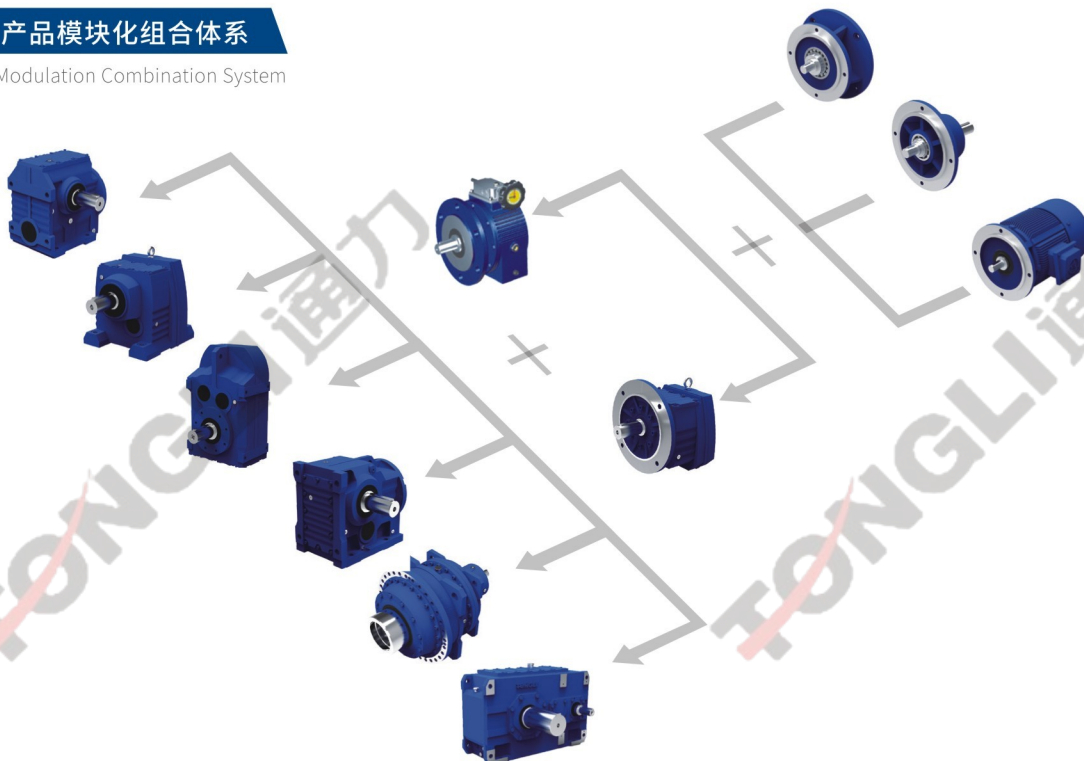
**I Z系列螺旋锥齿减速机**  
Z series Spiral Bevel  
Gear Reducer




**I TP系列行星齿轮减速机**  
TP series Planetary  
Gear Units

## 通力产品模块化组合体系

TONGLI Modulation Combination System







| 粗轧卷取机用减速机  
Uncoiler Specialized  
Gearbox




| 粗轧机用主减速机  
Rolling Mill  
Specialized Gearbox




| 刮板输送机用减速机  
Scraper Conveyor  
Specialized Gearbox




| 开收卷机用减速机  
Uncoiler  
Specialized Gearbox




| 棕榈油专用减速机  
Palm Oil Specialized  
Gearbox



| 干燥窑用减速机  
Dry Kiln Specialized  
Gearbox



| 精轧卷取机用减速机  
Precision Uncoiler  
Specialized Gearbox



| 颗粒机专用减速机  
Granulator Specialized  
Gearbox



| 启闭机用减速机  
Hoist Specialized  
Gearbox

ENTERPRISE  
PROFILE

## 公司简介

浙江通力传动科技股份有限公司创建于2008年，是一家专业从事减速机研发生产、销售及服务的国家高新技术企业、国家级绿色工厂、国家专精特新“小巨人”企业，下辖通用减速机、工业齿轮箱两大生产基地。公司于2022年12月27日在深交所创业板上市（股票简称:通力科技，股票代码:301255），经过十余年的稳健发展和技术积累，公司现已成为中国减速机行业的知名企业之一，在技术、装备、产品性能等方面均处于国内先进水平。近年来，通力作为起草单位参与制定了4项减速机国家标准与行业标准;拥有多项核心技术专利，自主研发多个系列减速机(齿轮箱)产品，其中部分产品被列为国家重点新产品和国家火炬计划项目。

通力主导产品通用减速机、工业齿轮箱广泛应用于冶金、化工、环保、能源、制药、起重、输送、建材、粮油等国民经济的支柱产业领域。先后为中国一重、中国二重、中国中冶、中粮集团、青山控股、齐鲁制药、宁德时代、中央电视台春晚舞台、北京冬奥会、杭州亚运会等国内大型工业企业及国家重点工程项目提供高性能的配套减速机，并出口东南亚、南美、中东等国家和地区，获得国内外众多客户的首肯和赞许。

Zhejiang TONGLI Transmission Technology Co., LTD. established in 2008 and is a National High-tech Enterprise and National Specialized New Little Giant Enterprise which engaged in gearbox R & D, manufacturing, sales and service. At present, TONGLI has two production bases for general reducer and industrial gearbox. On 27th Dec. 2022, TONGLI was floated on GEM of Shenzhen Stock Exchange (Stock for short: TONGLI Tech., Stock code: 301255). After more than 10 years of steady development and technical accumulation, TONGLI has become one of the well-known enterprises in China reducer industry, and in the domestic advanced level in technology, equipment, product performance and other aspects. In recent years, as a drafting unit, TONGLI has participated in the formulation of four national and industry standards for reducer, owns a number of core technology patents and independently developed a number of series of reducer and gearbox. Some products have been listed as national key new products and national torch plan projects. TONGLI's leading products are widely used in Metallurgy, Chemical, Environmental protection, Energy, Pharmaceutical, Hoist, Transportation, Building materials, Grain and oil and other pillar industries of the national economy. At the same time, TONGLI successively provide high performance matching gearbox for CFHI, CNEG, MCC Group, COFCO, Tsingshan Holding, QILU Pharmaceutical, CATL, the CCTV Spring Festival Gala stage, Beijing Winter Olympics and other large domestic industrial enterprises and national key projects. TONGLI gearbox exported to Southeast Asia, South America, the Middle East and other countries and regions, and obtained many approvals and praises from home and abroad customers.



通力产品选型信息：

客户：			浙江通力传动科技股份有限公司		
联系人		电话		销售员	
E-MAIL		传真		电 话	
地址			时 间	年 月 日	
工作机	设备名称：				
额定功率：	kw	工作扭矩：	N.m	转速：	r/min
日工作制：(1) ≤ 0.5h (2) 0.5-10h (3) > 10h					
环境温度：	°C	海拔高度：	m	起动扭矩：	N.m
起动频率：				次/h	
冲击载荷：(1) 强烈冲击 (2) 中等冲击 (3) 轻微冲击 (4) 没有冲击				冲击载荷频率：	
安装空间 (1) 狭小空间 风速 ≤ 0.5m/s (2) 大厅或大车间 风速 ≥ 1.4 m/s (3) 室外 风速 ≥ 4 m/s			使用场合：(1) 普通 (2) 腐蚀 (3) 盐雾 (4) 粉尘		
原动机	原动机名称		原动机型号		
原动机描述 (如功率、转速、制动等)					
电机型号：			类别：(1) 普通电机 (2) 辊道电机 (3) 其他电机		
功能特性 (可多选)：(1) 制动 (2) 防爆 (3) 变频调速 (4) 其他					
参数及性能		电机功率：	KW	电机极数	基准频率：
额定电压：	V	额定电流：	A	防护等级：	Hz
其他：		注：用户自配电机时请提供电动机的联接尺寸图			
减速机要求	要求的产品系列：		安装型式 (根据样本选取)		
输出轴方式：(1) 单向实心轴 (2) 双向实心轴 (3) 平键空心轴 (4) 锁紧盘空心轴 (5) 内花键空心轴 (6) 外花键实心轴					
原动机与减速机的联接方式：(1) 直联 (无联接法兰) (2) 直联 (有联接法兰) (3) 联轴器 (4) 皮带轮 (5) 链轮					
工作机与减速机的联接方式：(1) 直联 (2) 齿轮 (3) 联轴器 (4) 皮带轮 (5) 链轮					
输出轴与输入轴之间的结构形式：(1) 平行轴 (2) 直交轴 (3) 同轴					
电机接线盒位置 (根据样本选取)：(1) I (0°) (2) II (270°) (3) III (180°) (4) IV (90°) (5) V (0°) (6) VI (270°) (7) VII (180°) (8) VIII (90°)					
附件及其他要求：					
输入轴、输出轴法兰及锁紧盘方向：					
输入轴旋转方向①：				输出轴旋转方向①：	
输入轴外部径向力及作用点：					
输出轴外部径向力及作用点：					
输入轴外部轴向力及方向：			输出轴外部轴向力及方向：		
减速机的其他特殊要求：					
预选型号：					

①TB、TP..L、TP..K型减速机必须填写，TK系列只需填输出轴旋向，其他可不填。

②本选型信息表适用于TH、TB、TP、TR、TK、TF、TS系列减速机。

注：请在数字下面打√

轴端螺纹孔，配合公差，平键和键槽

Centre Holes in Shaft Ends, Fit tolerance and Parallel Key and Keyway

轴端螺纹孔		Centre holes in shaft end								
		mm								
轴径 $\Phi d$ Diameter	$\geq 16\sim 21$	$>21\sim 24$	$>24\sim 30$	$>30\sim 38$	$>38\sim 50$	$>50\sim 85$	$>85\sim 130$	$>130\sim 225$	$>225\sim 320$	$>320\sim 500$
螺孔尺寸 Screw	M6×12	M8×16	M10×20	M12×20	M16×30	M20×35	M24×40	M30×50	M36×60	M42×70

配合公差 Selection of ISO Fits		
轴径 Shaft d/mm	轴径公差 Shaft tolerance	孔公差 Bore tolerance
$\leq 25$	k6	H7
$>25$	m6	H7
$>100$	n6	H7

平键和键槽		Parallel key and keyway				
		mm				
平键紧固采用无锥度联接。 平键和键槽根据 GB/T 1095-1979 标准确定 Drive type fastening without taper action. Parallel key and keyway acc. to GB/T 1095-1979		直径 Diameter d	宽度 Width b	高度 Height h	轴键槽深度 Depth of keyway in shaft t <sub>1</sub>	轮毂键槽深度 Depth of keyway in hub d+t <sub>2</sub>
		$>8-10$	3	3	1.8	d+1.4
		$>10-12$	4	4	2.5	d+1.8
		$>12-17$	5	5	3	d+2.3
		$>17-22$	6	6	3.5	d+2.8
		$>22-30$	8	7	4	d+3.3
		$>30-38$	10	8	5	d+3.3
		$>38-44$	12	8	5	d+3.3
		$>44-50$	14	9	5.5	d+3.8
		$>50-58$	16	10	6	d+4.3
		$>58-65$	18	11	7	d+4.4
		$>65-75$	20	12	7.5	d+4.9
		$>75-85$	22	14	9	d+5.4
		$>85-95$	25	14	9	d+5.4
		$>95-110$	28	16	10	d+6.4
		$>110-130$	32	18	11	d+7.4
		$>130-150$	36	20	12	d+8.4
		$>150-170$	40	22	13	d+9.4
		$>170-200$	45	25	15	d+10.4
		$>200-230$	50	28	17	d+11.4
		$>230-260$	56	32	20	d+12.4
		$>260-290$	63	32	20	d+12.4
		$>290-330$	70	36	22	d+14.4
		$>330-380$	80	40	25	d+15.4
		$>380-440$	90	45	28	d+17.4
		$>440-500$	100	50	31	d+19.4

注：配合公差仅为推荐值

实际传动比  
The actual transmission ratio

TF系列实际传动比

TF28	TF38	TF48	TF58	TF68	TF78	TF88	TF98	TF108	TF128	TF158	TF168	TF178
140.74	128.51	190.76	199.70	228.99	281.71	270.68	278.29	254.40	172.17	270.86	183.22	191.32
129.09	117.88	175.38	183.60	195.39	262.93	255.37	254.79	215.37	154.88	220.41	150.35	167.70
109.90	100.36	150.06	157.09	170.85	225.79	228.93	225.10	199.31	126.36	180.48	122.32	149.37
94.76	86.53	130.07	136.16	162.31	198.31	197.20	190.95	178.64	115.24	165.05	97.86	144.48
88.32	80.65	121.57	127.27	142.40	188.40	179.97	175.83	161.28	99.73	143.62	87.03	131.02
77.21	70.50	105.09	110.01	120.79	166.47	159.61	157.16	146.49	88.00	126.74	75.82	128.69
72.37	66.09	89.29	93.47	109.04	142.27	134.16	141.47	129.97	76.00	109.88	67.65	117.67
63.86	58.32	79.72	83.46	95.94	130.42	123.29	128.12	117.94	70.62	97.76	57.66	112.88
56.62	54.54	68.09	73.16	90.59	114.45	109.49	113.61	101.38	64.41	88.01	51.71	101.38
50.19	51.70	65.36	68.38	77.97	108.46	97.89	102.72	92.47	55.74	80.49	47.78	90.83
46.78	47.02	56.49	59.10	66.13	94.93	88.01	98.58	88.49	49.19	70.04	45.98	85.19
40.89	43.83	48.00	50.22	59.70	85.52	76.39	90.77	83.99	42.48	61.81	40.77	79.61
38.33	38.31	42.86	44.84	52.53	75.02	68.40	87.06	74.52	37.57	53.58	35.74	73.39
33.83	35.91	36.61	38.30	49.60	72.29	56.75	81.13	67.62	31.58	47.67	30.47	68.59
29.56	31.69	34.29	35.87	42.23	66.28	50.29	76.04	58.12	25.50	41.09	28.17	63.54
27.18	28.10	28.88	30.22	38.38	58.16	45.22	73.03	50.73	21.55	33.39	25.24	55.86
23.25	23.88	25.72	29.94	33.24	55.12	39.25	66.14	43.03	19.01	28.32	21.54	48.13
20.15	20.57	21.82	28.45	★27.41	48.24	35.14	58.65	37.61	16.48	54.23	17.84	40.44
18.84	19.27	19.70	24.96	25.13	43.46	29.16	53.03	31.80	14.67	44.50	14.21	34.84
16.28	17.03	17.33	21.17	22.05	38.12	★26.50	44.94	27.57	12.64	36.21	12.30	30.17
13.84	15.81	16.36	19.11	20.90	33.64	★23.68	39.26	25.14	10.27	28.97	10.25	25.14
12.35	14.33	13.93	16.81	18.29	29.82	21.32	32.83	21.76	8.86	25.76	8.74	21.43
10.55	12.87	12.66	15.88	16.48	25.47	19.31	34.26	19.20	7.88	22.44		17.85
9.88	11.08	10.97	13.52	14.46	21.43	17.12	30.70	16.58	6.80	20.02		15.38
9.40	10.42	8.96	12.29	12.76	19.70	15.48	27.72	14.67	5.52	17.07		13.22
8.13	8.97	7.88	10.64	11.31	17.49	13.12	25.18	12.33	4.68	14.14		11.41
6.91	8.01	7.44	9.31	9.66	15.64	11.46	22.34	9.96		12.07		9.64
6.17	7.51	6.33	8.19	9.08	14.06	9.58	20.27	9.69				
5.27	6.81	5.76	7.73	8.60	12.21	8.29	17.42	8.37				
4.93	6.11	4.99	6.58	7.53	10.93	7.35	15.21	7.40				
4.16	5.27		5.98	6.78	9.30	6.65	12.90	6.22				
	4.95		5.18	5.95	8.26	5.63	11.28					
	4.26			5.25	7.38	4.92	9.06					
	3.81			4.66	6.64	4.12	8.22					
				3.97	5.76		7.07					
					5.16		6.17					
					4.28		5.23					
							4.57					

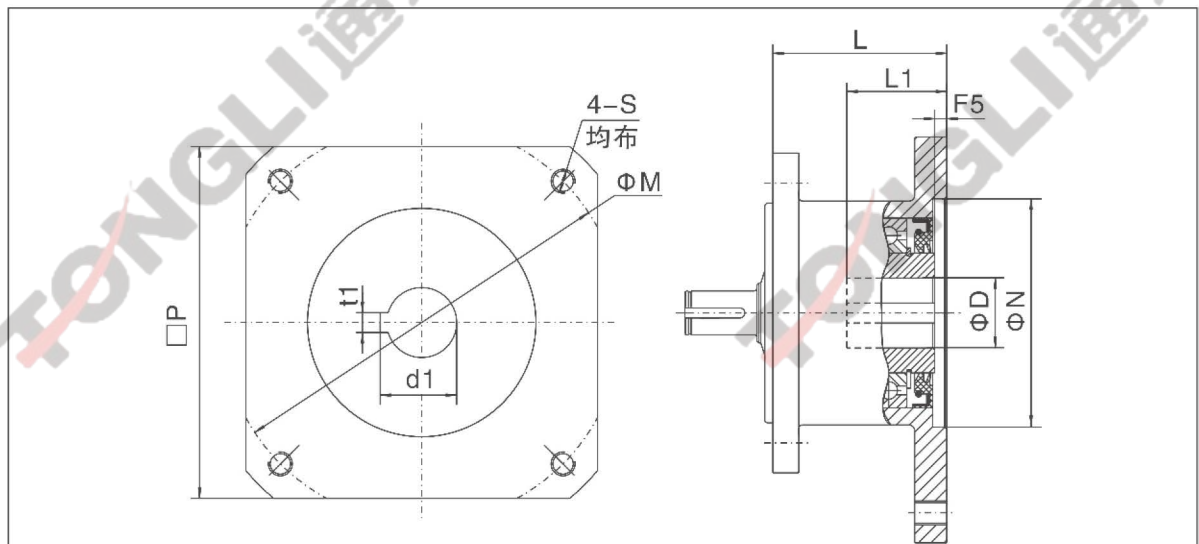
注：1、带“★”尽量不订货（结构限制）。  
 2、粗线以下为二级传动，粗线以上为三级传动。  
 3、TF68输入处联接螺紋孔与垂直夹角同时偏移3度，配伺服电机时请注意。

实际传动比  
 The actual transmission ratio

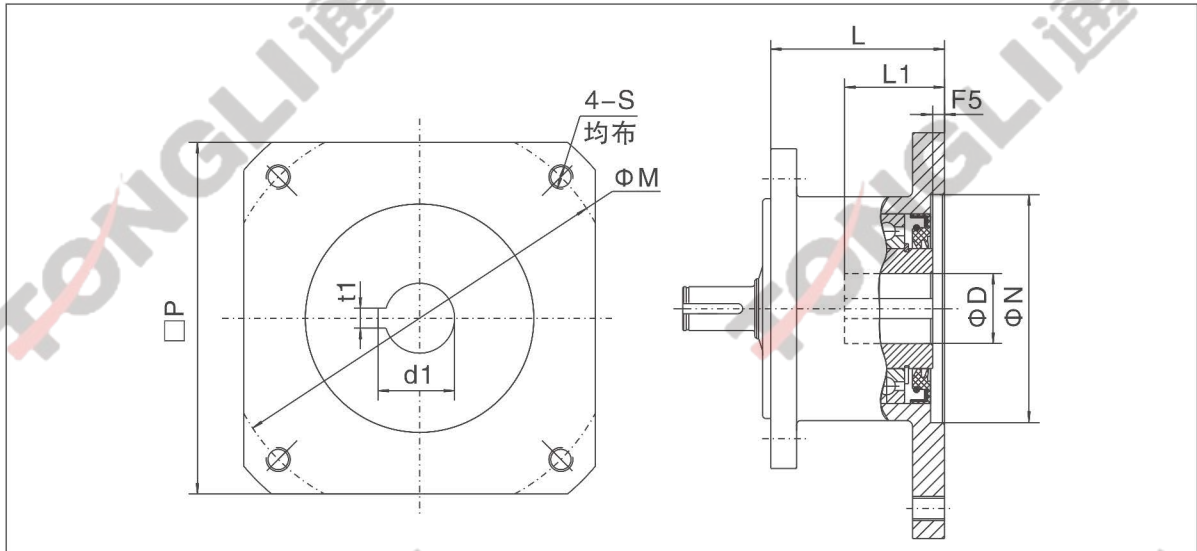
TF...TR...系列实际传动比							
TF38TR18	TF48TR18	TF58TR38	TF68TR38	TF78TR38	TF88TR58	TF98TR58	TF108TR78
261	566	856	1135	2024	4245	6535	11348
230	477	739	970	1729	3721	5646	10073
201	445	666	865	1543	3244	4988	8649
170	389	560	858	1354	2881	4357	7674
168	346	549	738	1196	2575	3928	6650
153	337	508	722	1050	2200	3429	5716
133	304	483	626	907	1930	2923	5225
129	301	453	565	810	1710	2567	4567
119	293	426	527	710	1493	2269	3479
98	285	387	497	607	1272	2176	3038
87	230	382	454	525	1130	1990	2757
	227	330	427	469	992	1740	2370
	216	298	392	411	878	1543	2068
	192	262	375	366	800	1358	1826
	188	255	333	312	692	1182	1597
	177	226	331	273	620	1033	1418
	173	200	298		514	890	1245
	148	194	297		456	789	1087
	146	181	261		340	694	950
	130	166	258		300	611	817
	129	152	238		249	534	736
		134	225			473	640
			200			399	560
			194			376	489
			166			288	436
						247	370
							333
							291
							225

TF...TR...系列实际传动比

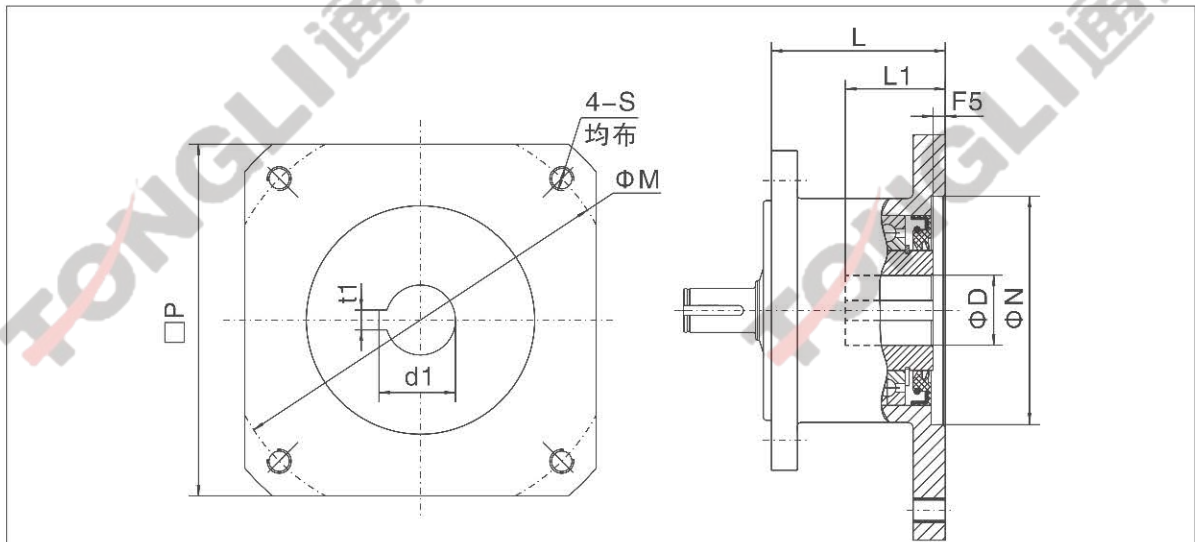
TF128TR78	TF128TR88	TF158TR98
16787	487	31837
14839	421	26509
13013	377	23765
11766	313	20471
10271	289	18213
8901	260	16568
7714	225	13927
6768	199	12391
5972	167	10162
5077		9136
4479		8129
3869		7155
3404		6366
2954		5543
2694		4956
2376		4176
2054		3648
1797		3246
1619		2853
1401		2459
1229		2213
1085		1969
937		1717
827		1457
733		1317
653		1198
553		960
499		836
432		784
379		697
		591
		516
		452
		351
		302
		296
		280
		238
		208
		201



机型	代号	□P	M	N	F5	L	S	D	t1	d1	L1	
TR18,28,38 TF38,48 TK38 TS38,48,58	SF71	-1	60	70	50	5	56	M5	14	5	16.3	35
	SF80	-1	80	90	70	4	64	M6	19	6	21.8	45
		-2	90	100	80	5	64	M6	19	6	21.8	45
		-3	96	100	80	4	64	M6	19	6	21.8	45
		-4	110	130	95	4	64	M8	19	6	21.8	45
		-5	130	145	110	8	66	M8	22	8	25.3	55
	SF90	-1	100	115	95	8	66	M6	24	8	27.3	55
		-2	126	130	110	5	66	M8	24	8	27.3	55
	SF100	-1	130	145	110	7	68	M8	28	8	31.3	65
	TR48,58,68 TF58,68 TK48,58,68 TS68 TRX58,68	SF71	-1	60	70	50	5	58	M5	14	5	16.3
SF80		-1	80	90	70	5	75	M6	19	6	21.8	45
		-2	96.5	100	80	5	75	M6	19	6	21.8	45
		-3	110	130	95	6	75	M8	19	6	21.8	45
SF90		-1	100	115	95	7	76	M8	22	8	25.3	55
		-2	130	145	110	6	76	M8	22	8	25.3	55
		-3	126	130	110	5	76	M8	24	8	27.3	55
		-4	142	165	130	4	76	M10	24	8	27.3	55
		-5	100	115	95	8	77	M6	24	8	27.3	55
SF100		-1	145	165	130	4	77	M10	24	8	27.3	55
		-2	140	165	130	4	77	M10	28	8	31.3	65
		-3	130	145	110	7	77	M8	28	8	31.3	65
SF132		-1	155	165	130	4	88	M10	32	10	35.3	80
		-2	180	200	114.3	6	88	M12	35	10	38.3	80
		-3	192	215	180	5	88	M12	38	10	41.3	80

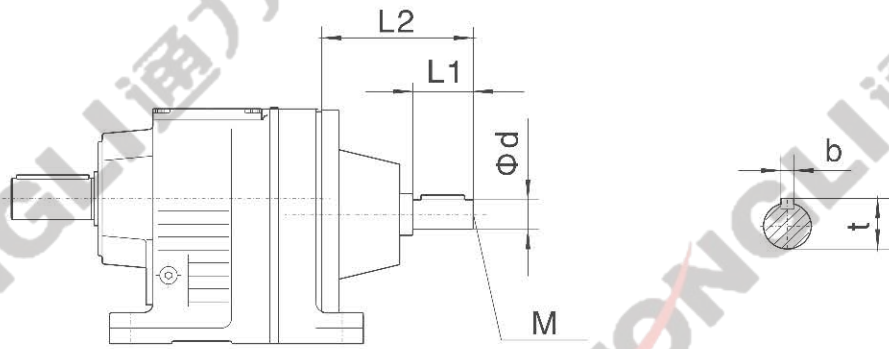


机型	代号	□P	M	N	F5	L	S	D	t1	d1	L1	
TR78 TF78 TK78 TS78 TRX78	SF71	-1	60	70	50	5	33	M5	14	5	16.3	35
	SF80	-1	110	130	95	4	66	M8	19	6	21.8	45
		-2	80	90	70	5	67	M6	19	6	21.8	45
	SF90	-1	100	115	95	7	70	M8	22	8	25.3	55
		-2	130	145	110	10	73	M8	22	8	25.3	55
		-3	126	130	110	5	68	M8	24	8	27.3	55
		-4	143	165	130	5	68	M10	24	8	27.3	55
	SF100	-5	100	115	95	8	71	M6	24	8	27.3	55
		-1	150	165	130	5	68	M10	28	8	31.3	65
	SF132	-2	130	145	110	8	73	M8	28	8	31.3	65
		-1	155	165	130	6	73	M10	32	10	35.3	80
		-2	180	200	114.3	6	76	M12	35	10	38.3	80
		-3	192	215	180	5	73	M12	38	10	41.3	80
	SF160	-4	224	215	180	5	73	M12	38	10	41.3	80
	SF160	-1	180	200	114.3	5	104	M12	42	12	45.3	115
	TR88 TF88 TK88 TS88 TRX88	SF80	-1	100	115	95	4	73	M8	19	6	21.8
-2			80	90	70	5	74	M6	19	6	21.8	45
SF90		-1	130	145	110	6	73	M8	22	8	25.3	55
		-2	100	115	95	9	78	M6	24	8	27.3	55
SF100		-1	150	165	130	5	74	M10	28	8	31.3	65
		-2	130	145	110	7	76	M8	28	8	31.3	70
SF132		-1	155	165	130	5	88	M10	32	10	35.3	80
		-2	180	200	114.3	6	88	M12	35	10	38.3	80
		-3	192	215	180	5	88	M12	38	10	41.3	80
SF160		-1	180	200	114.3	5	99	M12	42	12	45.3	115



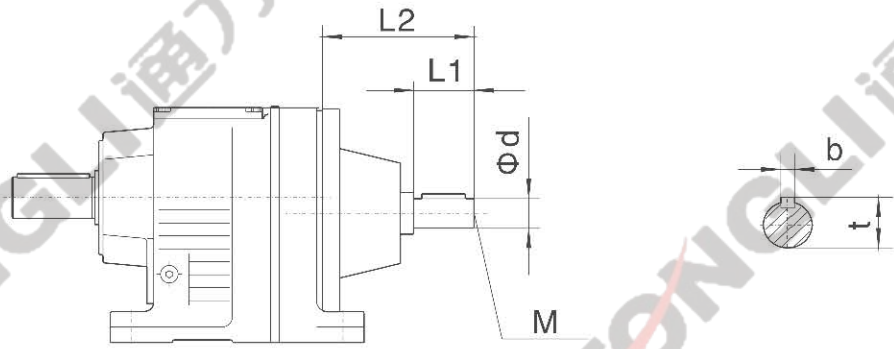
机型	代号	□P	M	N	F5	L	S	D	t1	d1	L1	
TR98 TF98 TK98 TS98 TRX98	SF90	-1	130	145	110	7	68	M8	22	8	25.3	55
		-2	100	115	95	9	58	M6	24	8	27.3	55
	SF100	-1	130	145	110	7	56	M8	28	8	31.3	70
		-2	155	165	130	5	83	M10	28	8	31.3	65
	SF132	-2	192	215	180	5	83	M12	32	10	35.3	80
		-3	180	200	114.3	7	83	M12	35	10	38.3	80
		-4	185	215	180	5	83	M12	38	10	41.3	80
SF160	-1	180	200	114.3	5	119	M12	42	12	45.3	115	
TR108 TF108 TK108 TRX108	SF100	-1	130	145	110	7	59	M8	28	8	31.3	70
	SF132	-1	190	215	180	5	83	M12	38	10	41.3	80
		-2	180	200	114.3	7	81	M12	35	10	38.3	80
	SF160	-1	180	200	114.3	5	114	M12	42	12	45.3	115
	SF180	-1	260	300	250	5	113	M16	48	14	51.8	110
TR138	SF132	-1	196	215	180	7	78	M12	38	10	41.3	80
		-2	180	200	114.3	7	79	M12	35	10	38.3	80
	SF160	-1	180	200	114.3	5	93	M12	42	12	45.3	115
TK128 TRX128 TF128 TR148	SF132	-1	180	200	114.3	7	61	M12	35	10	38.3	80
	SF160	-1	180	200	114.3	5	97	M12	42	12	45.3	115
TK158 TK168 TK188 TRX158 TF158 TR168	SF160	-1	180	200	114.3	5	90	M12	42	12	45.3	115





TR、TRX、TS、TF、TK系列输入带轴通用

规格	输入轴型号	适用功率范围	d	L1	L2	b	t	M
TRX38、TR18、TR28 、TR38、TS38、TS48 、TS58、TK38、TF38 、TF48	AD1	0.12-0.75kW	16k6	40	115	5	18	M5
	AD2	0.12-3kW	19k6	40	115	6	21.5	M6
TRX58、TRX68、TR48 、TR58、TR68、TS68 、TK48、TK58、TK68 、TF58、TF68	AD2	0.18-3kW	19k6	40	120	6	21.5	M6
	AD2A	0.25-4kW	24k6	50	130	8	27	M8
	AD3	0.55-7.5kW	28k6	60	140	8	31	M10
TRX78、TR78、TS78 、TK78、TF78	AD2	0.18-3kW	19k6	40	130	6	21.5	M6
	AD2A	0.25-4kW	24k6	50	140	8	27	M8
	AD3	0.55-7.5kW	28k6	60	150	8	31	M10
	AD4	1.1-11kW	38k6	80	170	10	41	M12
TRX88、TR88、TS88 、TK88、TF88	AD2	0.55-3kW	19k6	40	160	6	21.5	M6
	AD3	0.55-7.5kW	28k6	60	180	8	31	M10
	AD4	1.1-15kW	38k6	80	200	10	41	M12
	AD5	2.2-22kW	42k6	110	230	12	45	M16
TRX98、TR98、TS98 、TK98、TF98	AD3	0.55-7.5kW	28k6	60	200	8	31	M10
	AD4	1.1-15kW	38k6	80	220	10	41	M12
	AD5	2.2-22kW	42k6	110	250	12	45	M16
	AD6	5.5-30kW	48k6	110	250	14	51.5	M16



TR、TRX、TS、TF、TK系列输入带轴通用

规格	输入轴型号	适用功率范围	d	L1	L2	b	t	M
TRX108、TR108、 TR128、TK108、 TF108	AD3	2.2-7.5kW	28k6	60	220	8	31	M10
	AD4	2.2-15kW	38k6	80	240	10	41	M12
	AD5	2.2-22kW	42k6	110	270	12	45	M16
	AD6	5.5-45kW	48k6	110	270	14	51.5	M16
TR138	AD4	5.5-15kW	38k6	80	277	10	41	M12
	AD5	5.5-22kW	42k6	110	307	12	45	M16
	AD6	5.5-30kW	48k6	110	307	14	51.5	M16
	AD7	5.5-45kW	55k6	110	307	16	59	M20
	AD8	30-55kW	70k6	140	337	20	74.5	M20
TRX128、TR148、 TK128、TF128	AD4	7.5-15kW	38k6	80	267	10	41	M12
	AD5	7.5-22kW	42k6	110	297	12	45	M16
	AD6	7.5-30kW	48k6	110	297	14	51.5	M16
	AD7	11-45kW	55k6	110	297	16	59	M20
	AD8	30-90kW	70k6	140	327	20	74.5	M20
TRX158、TR168、 TR178、TR188、 TK158、TK168、 TK188、TF158、 TF168、TF178	AD5	11-22kW	42k6	110	344 <sup>1)</sup>	12	45	M16
	AD6	11-30kW	48k6	110	344 <sup>1)</sup>	14	51.5	M16
	AD7	11-45kW	55k6	110	344 <sup>1)</sup>	16	59	M20
	AD8	30-200kW	70k6	140	374 <sup>2)</sup>	20	74.5	M20

注:1) 表示TR188、TF178时该尺寸为337

2) 表示TR188、TF178时该尺寸为367

## 性能特点 Performance characteristics

- TR系列斜齿轮硬齿面减速机、TK系列螺旋锥齿轮减速机、TF系列平行轴斜齿轮减速机、TS系列斜齿-蜗轮蜗杆减速机、Z系列螺旋锥齿轮减速机，具有体积小，传递扭矩大的特点。
- 在模块组合体系基础上设计制造，有极多的电机组合、安装型式和结构方案，传动比分级细密，满足不同的使用工况，实现机电一体化。
- TR、TK、TF、TS四大系列减速机采用单元结构模块化设计原理，大量减少了零部件种类和库存量，也大大的缩短了交货周期。
- 传动效率高，耗能低，性能优越。
- 带筋的高刚性铸铁箱体；硬齿面齿轮采用优质合金钢，表面经渗碳淬火硬化处理，磨齿精细加工，传动平稳、噪声低、承载能力大，温升低、寿命长。
- TR series rigid tooth flank helical gear units, TK series helical-bevel gear units, TF series parallel shaft helical gear units, TS series helical-worm gear units, Z series spiral bevel gear units, have such outstanding characters as small size and large transmission torque.
- Designed and manufactured on the basis of modular portfolio system, the gear units have abundant combinations with motors, numbers of mounting positions and structure schemes, and a finer grade of transmission ratio, which meet the requirements of various working conditions and realize mechatronics.
- TR, TK, TF, TS four main series gear units adopt the modular cell structure design, which greatly reduced the classification and inventory of parts, and thus the delivery cycle is significantly shortened.
- High efficiency transmission, low energy consumption and superior performance.
- High rigid cast iron housing with ribs. The rigid tooth flank gear adopts high-quality alloy steel, and is hardened with carburizing and quenching treatment and refined by grinding. Smooth drive, low noise, large load capacity and long service life.

## 选型方法

- 减速机是按载荷平稳，每天工作时间一定和少量起停次数的情况设计的，而在实际使用中往往不是处于此种理想状况，因此必须按照实际情况的载荷类型、运行时间、起动频率来确定工作机系数 $f_1$ 、减速器安全系数 $f_2$ 、起动系数 $f_3$ 。使其小于或等于选型表中的服务系数 $f_B$ ，即

$$f_1 \times f_2 \times f_3 \leq f_B$$

式中

- $f_1$  — 工作机系数 (见表1)
- $f_2$  — 减速器安全系数 (见表2)
- $f_3$  — 起动系数 (见表3)

- TK系列和Z系列螺旋锥齿轮减速机如果只承受单向载荷则最好注明旋转方向（从输出端方向看），这样有利于改善螺旋锥齿轮的受力状况。
- 输入、输出轴配带轮、链轮、齿轮或会产生其他附加载荷等情况，请与我公司联系
- 我公司可承接特殊规格产品的订货，并可为客户提供专用设计服务。
- 本样本中如有改进之处，不另作通知，请谅解。
- 四大系列减速机98机座以下在出厂前已加润滑油，108机座以上出厂前不加润滑油。

## Type selection method

- Gear units are designed under the circumstance of steady load, stated operating time per day and a few starting times. but the practical condition will be not as perfect as the designed circumstance. so we must confirm driven machine factor  $f_1$ , gear units safety factor  $f_2$ , starting factor  $f_3$  according to actual load type, operating time, starting frequency. let it less than or equal to the service factor  $f_B$  of selection table, viz

$$f_1 \times f_2 \times f_3 \leq f_B$$

In the formula

- $f_1$  — driven machine factor (see table 1)
- $f_2$  — gear units safety factor (see table 2)
- $f_3$  — starting factor (see table 3)

- If the TK series and Z series spiral bevel gear units can only bear single direction load, please indicate the rotating direction (see from output side), which is good for improving the pressing state of the spiral bevel gear.
- Input, output shaft equipped with wheel, sprocket, gear or can generate additional load and so on, please contact our company.
- We accept the orders of products of special specification, and provide our customer with exclusive design service.
- Design and specifications are subject to change without notice, Please forgive
- The four series gearbox under 98's have added lubricating oil before leave the factory, but 108's and above didn't add lubricating oil.

选型指南  
 Guidelines for the selection

减速器服务系数

工作机	日工作小时数			工作机	日工作小时数				
	≤0.5h	0.5-10h	>10h		≤0.5h	0.5-10h	>10h		
污水处理	浓缩器(中心传动)	-	-	1.2	金属加工设备	可逆式板坯轧机	-	2.5	2.5
	压滤器	1.0	1.3	1.5		可逆式线材轧机	-	1.8	1.8
	絮凝器	0.8	1.0	1.3		可逆式薄板轧机	-	2.0	2.0
	曝气机	-	1.8	2.0		可逆式中厚板轧机	-	1.8	1.8
	操集设备	1.0	1.2	1.3		辊缝调节驱动装置	0.9	1.0	-
	纵向、回转组合操集装置	1.0	1.3	1.5	输送机械	斗式输送机	-	1.2	1.5
	预浓缩器	-	1.1	1.3		绞车	1.4	1.6	1.6
	螺杆泵	-	1.3	1.5		卷扬机	-	1.5	1.8
	水轮机	-	-	2.0		皮带输送机<150kw	1.0	1.2	1.3
	离心泵	1.0	1.2	1.3		皮带输送机≥150kw	1.1	1.3	1.5
	1个活塞容积式泵	1.3	1.4	1.8		货用电梯*	-	1.2	1.5
	>1个活塞容积式泵	1.2	1.4	1.5		客用电梯*	-	1.5	1.8
挖泥机	斗式输送机	-	1.6	1.6		刮板式输送机	-	1.2	1.5
	倾卸装置	-	1.3	1.5		自动扶梯	-	1.2	1.4
	Carteypillar行走机构	1.2	1.6	1.8		轨道行走机构	-	1.5	-
	斗轮式挖泥机(用于拾拾)	-	1.7	1.7	变频装置	-	1.8	2.0	
	斗轮式挖泥机(用于粗料)	-	2.2	2.2	往复式压缩机	-	1.8	1.9	
	切碎机	-	2.2	2.2	起重机械	回转机构*	1.0	1.4	1.8
行走机构*	-	1.4	1.8	俯仰机构		1.0	1.25	1.5	
弯板机*	-	1.0	1.0	行走机构		1.5	1.75	2.0	
挤压机	-	-	1.6	提升机构*		1.0	1.25	1.5	
调浆机	-	1.8	1.8	转臂式起重机*		1.0	1.25	1.6	
化学工业	橡胶碾光机	-	1.5	1.5	冷却塔	冷却塔风扇	-	-	2.0
	冷却圆筒	-	1.3	1.4		风机(轴流和离心式)	-	1.4	1.5
	混料机,用于均匀介质	1.0	1.3	1.4	蔗糖生产	甘蔗切碎机*	-	-	1.7
	混料机,用于非均匀介质	1.4	1.6	1.7		甘蔗碾磨机	-	-	1.7
	搅拌机,用于密度均匀介质	1.0	1.3	1.5	甜菜糖生产	甜菜切碎机	-	-	1.2
	搅拌机,用于非均匀介质	1.2	1.4	1.6		榨取机,机械致冷机,蒸煮机	-	-	1.4
	搅拌机,用于不均匀气体吸收	1.4	1.6	1.8		甜菜清洗机	-	-	1.5
	烘干机	1.0	1.3	1.5	甜菜切碎机	-	-	1.5	
	离心机	1.0	1.2	1.3	造纸机械	各种类型**	-	1.8	2.0
	覆板机	1.0	1.0	1.2		碎浆机驱动装置	2.0	2.0	2.0
推钢机	1.0	1.2	1.2	离心式压缩机	-	1.4	1.5		
金属加工设备	编线机	-	1.6	1.6	索道缆车	运货索道	-	1.3	1.4
	冷床横移架	-	1.5	1.5		往返系统空中索道	-	1.6	1.8
	辊式矫直机	-	1.6	1.6		T型杆升降机	-	1.3	1.4
	辊道(连续式)	-	1.5	1.5	连续索道	-	1.4	1.6	
	辊道(间歇式)	-	2.0	2.0	混凝土搅拌机	-	1.5	1.5	
	可逆式轧管机	-	1.8	1.8	水泥工业	破碎机*	-	1.2	1.4
	剪切机(连续式)*	-	1.5	1.5		回转窑	-	-	2.0
	剪切机(曲柄式)*	1.0	1.0	1.0		管式磨机	-	-	2.0
	连铸机驱动装置	-	1.4	1.4		选粉机	-	1.6	1.6
	可逆式开坯机	-	2.5	2.5		辊压机	-	-	2.0

工作机额定功率 $P_2$ 的确定 \* )按最大扭矩确定额定功率. \*\* )检验热功率是绝对必要的.

重要性与安全要求	一般设备, 减速器失效仅引起单机停产且易更换备件	重要设备, 减速器失效引起机组、生产线或全厂停产.	高度安全要求, 减速器失效引起起设备、人身事故
$f_2$	1~1.2	1.2~1.4	1.4~1.6

$f_3$	$f_1$	$f_3$			
		1	1.25-1.75	2-2.75	≥3
每小时启动次数	≤5	1	1	1	1
	6-25	1.2	1.12	1.06	1
	26-60	1.3	1.2	1.12	1.06
	61-180	1.5	1.3	1.2	1.12
	>180	1.7	1.5	1.3	1.2

## Gear Units Service Factor

Driven machines	Effective daily operating period under load in hours			Driven machines	Effective daily operating period under load in hours				
	$\leq 0.5h$	0.5-10h	>10h		$\leq 0.5h$	0.5-10h	>10h		
Waste water treatment	Thickeners(central drive)	-	-	1.2	Metal working mills	Reversing slabbing mills	-	2.5	2.5
	Filter presses	1.0	1.3	1.5		Reversing wire mills	-	1.8	1.8
	Flocculation apparata	0.8	1.0	1.3		Reversing sheet mills	-	2.0	2.0
	Aerators	-	1.8	2.0		Reversing plate mills	-	1.8	1.8
	Raking equipment	1.0	1.2	1.3		Roll adjustment drives	0.9	1.0	-
	Combined longitudinal and rotary rakes	1.0	1.3	1.5	Conveyors	Bucket conveyors	-	1.2	1.5
	Pre-thickeners	-	1.1	1.3		Hauling winches	1.4	1.6	1.6
	Screw pumps	-	1.3	1.5		Hoists	-	1.5	1.8
	Water turbines	-	-	2.0		Belt conveyors <150 kw	1.0	1.2	1.3
	Centrifugal pumps	1.0	1.2	1.3		Belt conveyors $\geq 150$ kw	1.1	1.3	1.5
	1piston positive-displacement pumps	1.3	1.4	1.8		Goods lifts *	-	1.2	1.5
>1piston positive-displacement pumps	1.2	1.4	1.5	Passenger lifts *		-	1.5	1.8	
Dredgers	Bucket conveyors	-	1.6	1.6		Apron conveyors	-	1.2	1.5
	Dumping devices	-	1.3	1.5		Escalators	-	1.2	1.4
	Caterpillar travelling gears	1.2	1.6	1.8		Rail travelling gears	-	1.5	-
	Bucket wheel excavators as pick-up	-	1.7	1.7	Frequency converters	-	1.8	2.0	
	Bucket wheel excavators for primitive material	-	2.2	2.2	Reciprocating compressors	-	1.8	1.9	
	Cutter heads	-	2.2	2.2	Cranes	Slewing gears *	1.0	1.4	1.8
	Traversing gears *	-	1.4	1.8		Luffing gears	1.0	1.25	1.5
Plate bending machines	-	1.0	1.0	Travelling gears		1.5	1.75	2.0	
Chemical industry	Extruders	-	-	1.6		Holisting gears *	1.0	1.25	1.5
	Dough mills	-	1.8	1.8		Derricking jib cranes *	1.0	1.25	1.8
	Rubber calenders	-	1.5	1.5	Cooling towers	Cooling tower fans	-	-	2.0
	Cooling drums	-	1.3	1.4	Blowers(axial and radial)	-	1.4	1.5	
	Mixers for uniform media	1.0	1.3	1.4	Cane sugar production	Cane knives *	-	-	1.7
	Mixers for non-uniform media	1.4	1.6	1.7		Cane mills	-	-	1.7
	Agitators for media with uniform density	1.0	1.3	1.5	Beet sugar production	Beet cassettes macerators	-	-	1.2
	Agitators for media with non-uniform density	1.2	1.4	1.6		Extraction plants, Mechanical refrigerators, Juice boilers,	-	-	1.4
	Agitators for media with non-uniform gas absorption	1.4	1.6	1.8		Sugar beet washing machines	-	-	1.5
	Toasters	1.0	1.3	1.5	Paper machines	Sugar beet cutters	-	-	1.5
	Centrifuges	1.0	1.2	1.3		Of all-kind **	-	1.8	2.0
Metal working mills	Plate tilters	1.0	1.0	1.2	Pulper drives	2.0	2.0	2.0	
	Ingot pushers	1.0	1.2	1.2	Centrifugal compressors	-	1.4	1.5	
	Winding machines	-	1.6	1.6	Cableways	Material ropeways	-	1.3	1.4
	Cooling bed transfer frames	-	1.5	1.5		To-and fro system aerial ropeways	-	1.6	1.8
	Roller straighteners	-	1.6	1.6		T-bar lifts	-	1.3	1.4
	Roller tables continuous	-	1.5	1.5		Continuous ropeways	-	1.4	1.6
	Roller tables intermittent	-	2.0	2.0		Cement industry	Concrete mixers	-	1.5
	Roller tables Reversing tube mills	-	1.8	1.8	Breakers *		-	1.2	1.4
	Shears continuous *	-	1.5	1.5	Rotary kilns		-	-	2.0
	Shears crank type *	1.0	1.0	1.0	Tube mills		-	-	2.0
	Continuous casting drivers	-	1.4	1.4	Separators		-	1.6	1.6
	Reversing blooming mills	-	2.5	2.5	Roll crushers		-	-	2.0

Design for power rating of driven machine  $P_2$  \*)Designed power corresponding to max.torque.

\*\*\*)A check for thermal capacity is absolutely essential.

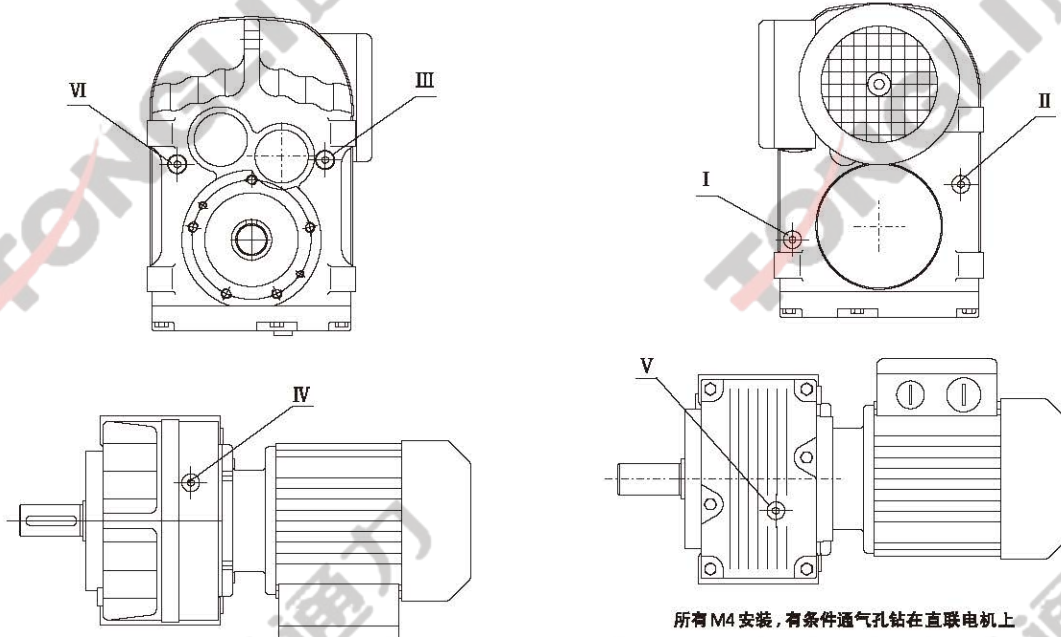
Importance and safety request	Ordinary equipment, malfunction only cause accident of single-machine and easily replaced.	Important equipment, malfunction cause the accident of assembling unit, production-line or whole factory.	Safety request highly, malfunction cause the accident of equipment and personal injury.
$f_2$	1~1.2	1.2~1.4	1.4~1.6

$f_3$	$f_1$	$f_3$			
		1	1.25-1.75	2-2.75	$\geq 3$
Starts per hour					
$\leq 5$		1	1	1	1
6-25		1.2	1.12	1.06	1
26-60		1.3	1.2	1.12	1.06
61-180		1.5	1.3	1.2	1.12
>180		1.7	1.5	1.3	1.2

四大系列通气孔、油镜孔（溢油孔）放油孔位置图  
Location of four series's Blowhole、oil immersion lens、drain hole



TF..38~TF..178

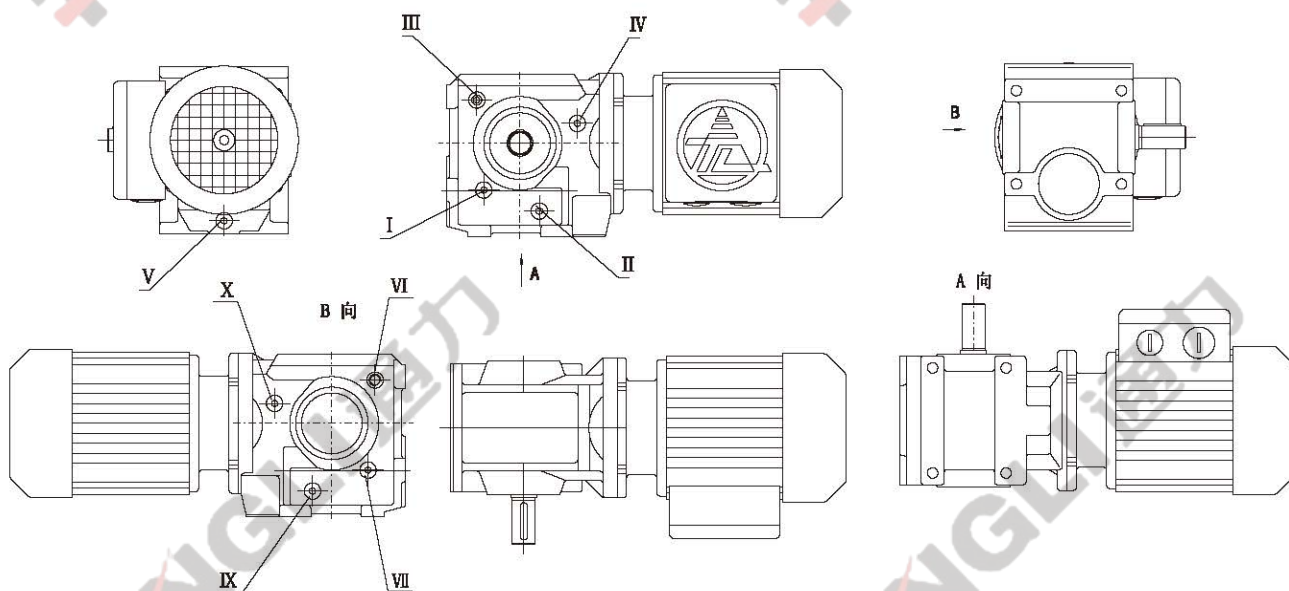


注:M2安装时盖板方向取高油位,  
TF68以下 M5、M6安装时盖板方向取低油位  
TF78以上 M5、M6安装时盖板方向取高油位  
M1、M3、M4安装时盖板方向按图

所有M4安装,有条件通气孔钻在直联电机上

安装方式	M1	M2	M3	M4	M5	M6
通气孔	IV	■	V	I	VI	■
油镜孔	■	V	■	IV	V	V
放油孔	V	I	IV	■	I	■

TS38




注:油镜安装在两侧且为实心单输出时,装在输出轴反方向,如为双轴或是空心轴则安装在A面

所有M4安装,有条件通气孔钻在直联电机上

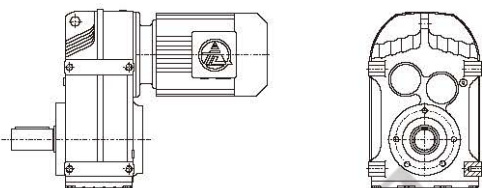
安装方式	M1	M2	M3	M4	M5	M6
通气孔	■	■	V	V	VI	■
油镜孔	I/VI	II/IX	I/VI	IV/X	V	V
放油孔	V	V	■	■	■	VI

**TF系列平行轴斜齿轮减速机**  
TF Parallel shaft helical gear units

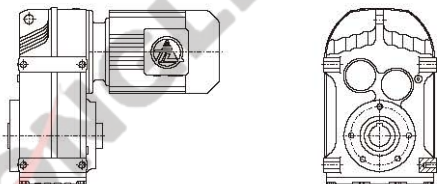


**TF系列减速机有以下设计方案：**

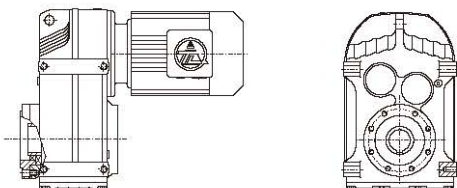
**TF series gear units are available in the following designs:**



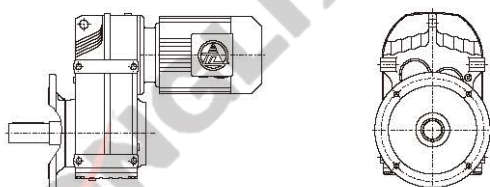
**TF ..Y..**  
底脚轴伸式安装平行轴斜齿轮减速机  
Foot-mounted parallel shaft helical gear units with solid shaft



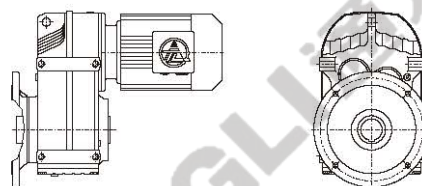
**TFA ..Y..**  
空心轴安装平行轴斜齿轮减速机  
Parallel shaft helical gear units with hollow shaft



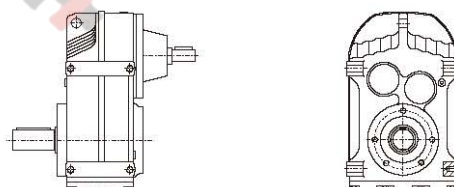
**TFA Z..Y..**  
小法兰空心轴安装平行轴斜齿轮减速机  
Short-flange-mounted parallel shaft helical gear units with hollow shaft



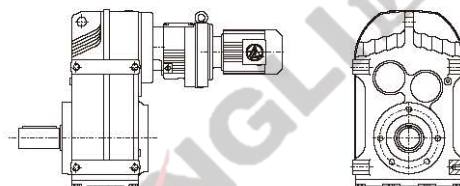
**TFF ..Y..**  
法兰轴伸式安装平行轴斜齿轮减速机  
Flange-mounted parallel shaft helical gear units with solid shaft



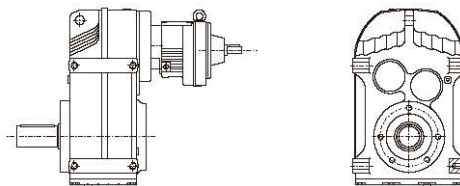
**TFA F..Y..**  
法兰空心轴安装平行轴斜齿轮减速机  
Flange-mounted parallel shaft helical gear units with hollow shaft



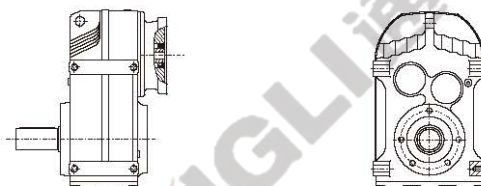
**TF (TFF, TFA, TFAF, TFAZ) S...**  
轴输入的平行轴斜齿轮减速机  
Shaft input parallel shaft helical gear units



**TF (TFF, TFA, TFAF, TFAZ) ...TR...Y...**  
组合式平行轴斜齿轮减速机  
Combinatorial parallel shaft helical gear units



**TF (TFF, TFA, TFAF, TFAZ) ...TRS...**  
轴输入的组式平行轴斜齿轮减速机  
Shaft input combinatorial parallel shaft helical gear units



**TF (TFF, TFA, TFAF, TFAZ) ...Y...**  
电机用户自配或配特殊电机时需加联接法兰  
When equipping the user's motor or the special one, the flange is required to be connected

# 选型指南

## Guidelines for the selection



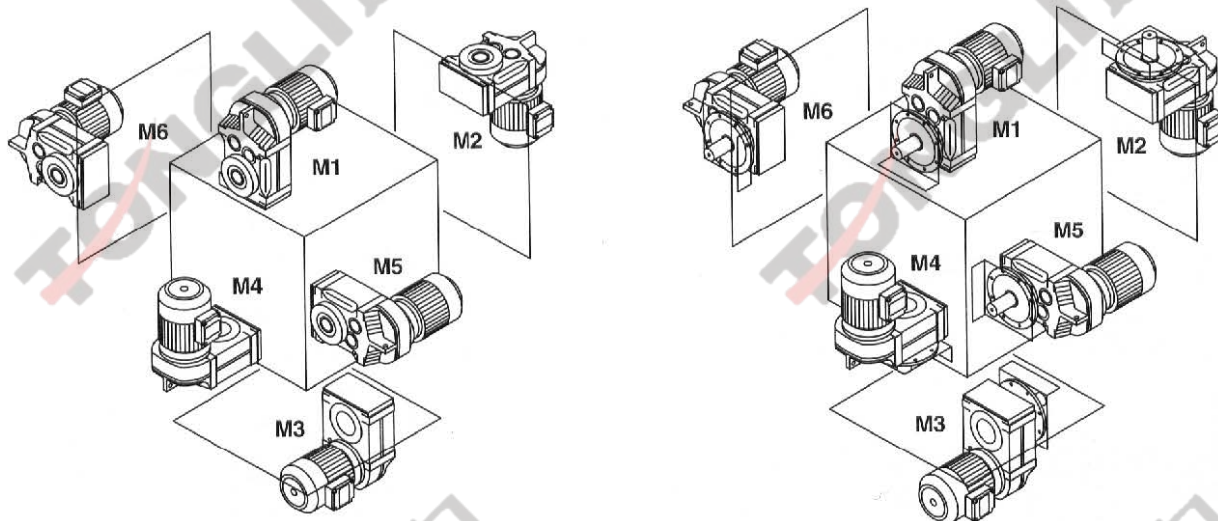
### 型号与标记 / Type Designations

TF 38-Y 1.1-4P-32.4-M1-I-E-G-78-CW	TF 38-Y 1.1-4P-32.4-M1-I-E-G-78-CW
减速机类型 结构形式 规格 电机代号 电机功率、极数 传动比 安装形式 电机接线盒位置 锁紧盘方向 联接法兰 附件代号 输出轴旋转方向	Gear units type Structure Size Motor code Motor power - pole Ratio Mounting position Position of the motor terminal box The locking disk direction Coupling flange Add-on piece code Rotate direction of output shaft
<b>减速机类型：平行轴斜齿轮减速机</b>	<b>Gear units type: Parallel shaft helical gear units</b>
<b>结构形式：</b> 普通轴伸式 (省略) 轴装式 A 轴伸法兰式 F 轴装法兰式 AF 轴装小法兰式 AZ 普通轴伸式, 轴输入 S 普通轴装式, 轴输入 AS 轴伸法兰式, 轴输入 FS 轴装法兰式, 轴输入 AFS 渐开线花键空心轴 (DIN 标) V, (国标) V.G 带锁紧盘式 H..(H, HF, HZ, HT)	<b>Structure:</b> Foot-mounted solid shaft output (-) Hollow shaft output A Flange-mounted solid shaft output F Flange-mounted hollow shaft output AF Short-flange-mounted hollow shaft output AZ Foot-mounted solid shaft output, shaft input S Hollow shaft output, shaft input AS Flange-mounted solid shaft output, shaft input FS Flange-mounted hollow shaft output, shaft input AFS (Involute spline hollow shaft(DIN)V.(National standard)V.G) Hollow shaft output with shrink disk H..(H, HF, HZ, HT)
<b>规格：(见选型参数表)</b>	<b>Size: (see selection table)</b>
<b>电机代号：</b> 普通(更新) Y(Y2) 防爆 B 直流 Z 制动 E 多速 D 变频 V 冶金起重 YZ/YZR 变频制动 VE 辊道 YG 自配电机 ZP	<b>Motor code:</b> Ordinary(renew) Y(Y2) Flame-proof B Direct current Z Brake E Multi-speed D Variable frequency V Hoisting in metallurgy YZ/YZR Variable frequency and brake VE Roller tables YG Cabin electric machinery ZP
<b>电机功率、极数：(见选型参数表)</b>	<b>Motor power - pole : (see selection table)</b>
<b>传动比：(见选型参数表)</b>	<b>Ratio: (see selection table)</b>
<b>安装形式：</b> M1、M2、M3、M4、M5、M6 (见第TF-03页)	<b>Mounting position:</b> M1、M2、M3、M4、M5、M6(see page TF-03)
<b>电机接线盒位置：</b> I、II、III、IV、V、VI、VII、VIII (见第TF-03页)	<b>Position of the motor terminal box:</b> I、II、III、IV、V、VI、VII、VIII ( see page TF-03)
<b>锁紧盘方向：</b> 与电机同侧为E, 相反为F <b>联接法兰：</b> 配直联电机 省略 配标准电机 G/GS(联接法兰双密封) 输入带轴 AD..	<b>The locking disk direction:</b> Motor with ipsilateral E, instead of F <b>Coupling flange:</b> With standard motor, motor straight ellipsis
<b>附件代号：</b> 输出保护罩 90 补偿油箱 87 逆止器 78 电机支座 70	<b>Add-on piece code:</b> Protective cover 90 Compensation tank 87 Backstop 78 Motor bell housing 70
<b>输出轴旋转方向 (面对输出轴方向看, 与输入反向)：</b> 顺时针旋转CW, 逆时针旋转CCW 不带逆止器, 可省略	<b>Rotate direction of output shaft(viewing on output shaft):</b> Clockwise CW Counter clockwise CCW

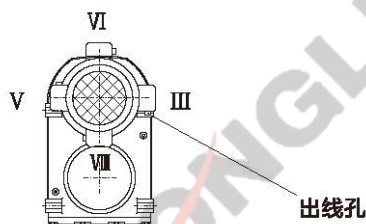
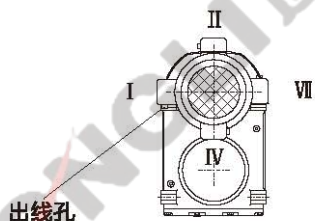
TF

02

安装形式：  
Mounting position :



电机接线盒位置：(M1安装时,从电机尾部看)  
Position of the motor terminal box



输入功率及最大转矩\*  
Input power rating and maximum torque

规格 Size	28	38	48	58	68	78	88	98	108	128	158	168	178
结构形式 Structure	TF TFA TFF TFAF TFAZ												
输入功率 Input power rating (kw)	0.12~1.5	0.18~3	0.18~3	0.18~5.5	0.18~5.5	0.37~11	0.75~22	1.1~30	2.2~45	7.5~90	11~200	11~200	11~200
传动比 Ratio	4.16~140.74	3.81~128.51	4.99~190.76	5.18~199.70	3.97~228.99	4.28~281.71	4.12~270.68	4.57~278.29	6.22~254.40	4.68~172.17	12.07~270.86	8.74~183.22	9.64~191.32
最大转矩(N.m) Maximum torque	130	200	400	600	820	1500	3000	4300	7840	12000	18000	32000	50000

减速机重量  
Gear unit weight

规格 Size	28	38	48	58	68	78	88	98	108	128	158	168	178
重量(kg) Weight	8	13	21	36	37	68	115	200	271	440	715	1050	1530

所注重量为平均值, 仅供参考

\*) 最大转矩系指该规格不同传动比对应的最大转矩中的最大值。

The weights are mean values, only for reference.

\*) Maximum torque means the biggest one of the maximum torque related to the different ratio for the specified size.



润滑油量表  
Lubrication table

TF...:

规格	润滑油量 (升) Fill quantity in liters					
	M1	M2	M3	M4	M5	M6
TF38	1.1	1.4	1.3	1.5	1.2	1.2
TF48	1.8	1.8	1.8	2	1.9	1.9
TF58	2.7	3	2.6	2.8	2.4	2.4
TF68	3.1	3.2	3	3.3	3	3
TF78	6.2	6.4	6.4	7.6	6.4	6.4
TF88	11.6	16	13.6	14.4	12.8	12.8
TF98	21.2	22.1	23.2	22.3	22.4	22.4
TF108	23.2	27.6	27.2	30.4	25.6	25.6
TF128	39.2	44	39.2	51.2	44.8	44.8
TF158	74	117	84	105	86	84

TF  
04

TFF...:

规格	润滑油量 (升) Fill quantity in liters					
	M1	M2	M3	M4	M5	M6
TFF38	1.1	1.4	1.3	1.6	1.2	1.2
TFF48	1.8	1.8	1.8	2	1.9	1.9
TFF58	2.7	3.1	2.6	3	2.4	2.4
TFF68	3.1	3.2	3	3.3	3	3
TFF78	6.2	6.4	6.4	7.6	6.4	6.4
TFF88	11.6	16.2	13.6	14.4	12.8	12.8
TFF98	21.2	22.1	23.2	22.6	22.8	22.9
TFF108	23.2	27.6	27.2	31.4	26.1	26.6
TFF128	39.2	45	39.3	53.2	44.8	46.8
TFF158	77	118	85	106	87	85

TFA..., TFAF..., TFAZ...:

规格	润滑油量 (升) Fill quantity in liters					
	M1	M2	M3	M4	M5	M6
TF..38	1.1	1.4	1.3	1.5	1.2	1.2
TF..48	1.8	1.8	1.8	2	1.9	1.9
TF..58	2.7	3.1	2.6	2.9	2.4	2.4
TF..68	3.1	3.2	3	3.3	3	3
TF..78	6.2	6.4	6.4	7.6	6.4	6.4
TF..88	11.6	16	13.6	14.4	12.8	12.8
TF..98	21.2	22.1	23.2	22.1	22.4	22.4
TF..108	23.2	27.6	27.2	30.4	25.6	25.6
TF..128	39.2	44	39.3	51.2	44.8	44.8
TF..158	74	117	84	105	86	84

注: TF168、TF178 润滑油量请咨询通力公司

Note: TF168、TF178 quantity please consult us

**选型参数表**  
Selection Table

输出转速 Output speed r/min	输出扭矩 Output torque Nm	传动比 Ratio i	服务系数 Service factor f <sub>s</sub>	机型号 Type Type	极数 Pole p	输出转速 Output speed r/min	输出扭矩 Output torque Nm	传动比 Ratio i	服务系数 Service factor f <sub>s</sub>	机型号 Type Type	极数 Pole p
<b>0.18kW</b>						<b>0.18kW</b>					
0.11	14254	13013	0.79			2.5	626	560	0.91		
0.12	12888	11766	0.88	TFA 128TR78	4	2.5	614	549	0.92		
0.14	11251	10271	1.01	TFAF128TR78	4	2.7	568	508	1.00		
0.16	9750	8901	1.16	TF 128TR78	4	2.9	540	483	1.05		
0.18	8450	7714	1.34	TFF 128TR78	4	3.1	506	453	1.12		
0.21	7414	6768	1.53			3.3	486	426	1.17	TFA 58TR38	4
						3.6	433	387	1.31	TFAF58TR38	4
						3.6	436	382	1.30	TF 58TR38	4
0.16	9474	8649	0.77			4.2	376	330	1.51	TFF 58TR38	4
0.18	8406	7674	0.86			4.7	340	298	1.67		
0.21	7284	6650	1.00			5.3	299	262	1.90		
0.24	6261	5716	1.16	TFA 108TR78	4	5.5	285	255	2.00		
0.27	5723	5225	1.27	TFAF108TR78	4	6.2	258	226	2.20		
0.30	5003	4567	1.45	TF 108TR78	4	7.0	228	200	2.50		
0.40	3889	3479	1.87	TFF 108TR78	4						
0.46	3396	3038	2.14			4.1	377	337	1.00		
0.50	3082	2757	2.36			4.6	347	304	1.09		
0.59	2649	2370	2.75			4.6	336	301	1.13		
0.67	2312	2068	3.15			4.7	328	293	1.15		
						4.9	319	285	1.19	TFA 48TR18	4
0.32	4773	4357	0.85			6.0	262	230	1.45	TFAF48TR18	4
0.35	4391	3928	0.93			6.1	254	227	1.49	TF 48TR18	4
0.41	3756	3429	1.08			6.4	246	216	1.54	TFF 48TR18	4
0.48	3267	2923	1.25	TFA 98TR58	4	7.2	215	192	1.76		
0.54	2869	2567	1.42	TFAF98TR58	4	7.4	214	188	1.77		
0.61	2536	2269	1.61	TF 98TR58	4	7.9	202	177	1.88		
0.64	2432	2176	1.67	TFF 98TR58	4						
0.70	2224	1990	1.83			8.2	194	170	0.97		
0.80	1945	1740	2.10			8.3	188	168	1.01	TFA 38TR18	4
0.90	1725	1543	2.36			9.1	175	153	1.08	TFAF38TR18	4
1.0	1518	1358	2.69			10	152	133	1.25	TF 38TR18	4
1.2	1321	1182	3.09			11	147	129	1.29	TFF 38TR18	4
0.48	3220	2881	0.88								
0.54	2878	2575	0.99			3.0	535	281.71	2.66	TFA 78	6
0.63	2459	2200	1.15			3.2	500	262.93	2.85	TFAF78	6
0.72	2157	1930	1.32	TFA 88TR58	4	3.8	429	225.79	3.32	TF 78	6
0.81	1911	1710	1.49	TFAF88TR58	4					TFF 78	6
0.93	1669	1493	1.70	TF 88TR58	4						
1.1	1422	1272	2.00	TFF 88TR58	4	3.7	435	228.99	1.79	TFA 68	6
1.2	1263	1130	2.25			4.4	371	195.39	2.09	TFAF68	6
1.4	1109	992	2.56			5.0	325	170.85	2.39	TF 68	6
1.6	981	878	2.90							TFF 68	6
1.7	894	800	3.18								
0.90	1725	1543	0.82			6.1	266	228.99	2.92	TFA 68	4
1.0	1513	1354	0.94			7.1	227	195.39	3.43	TFAF68	4
1.2	1337	1196	1.06	TFA 78TR38	4	8.1	199	170.85	3.91	TF 68	4
1.3	1174	1050	1.21	TFAF78TR38	4					TFF 68	4
1.5	1014	907	1.40	TF 78TR38	4						
1.7	905	810	1.57	TFF 78TR38	4	4.3	380	199.70	1.50		
2.0	794	710	1.79			4.6	349	183.60	1.63	TFA 58	6
2.3	678	607	2.10			5.4	299	157.09	1.90	TFAF58	6
						6.2	259	136.16	2.20	TF 58	6
						6.7	242	127.27	2.35	TFF 58	6
						7.7	209	110.01	2.72		
1.6	959	858	0.81			7.0	232	199.70	2.45		
1.9	825	738	0.94			7.6	213	183.60	2.67	TFA 58	4
1.9	807	722	0.96			8.8	183	157.09	3.11	TFAF58	4
2.2	700	626	1.11			10	158	136.16	3.60	TF 58	4
2.5	632	565	1.23			11	148	127.27	3.85	TFF 58	4
2.6	589	527	1.32								
2.8	556	497	1.40			4.5	370	190.76	1.02		
3.1	518	454	1.50	TFA 68TR38	4	4.8	333	175.38	1.14	TFA 48	6
3.3	477	427	1.63	TFAF68TR38	4	5.7	291	150.06	1.30	TFAF48	6
3.5	447	392	1.74	TF 68TR38	4	6.5	247	130.07	1.53	TF 48	6
3.7	419	375	1.85	TFF 68TR38	4	7.0	231	121.57	1.64	TFF 48	6
4.2	380	333	2.05								
4.2	370	331	2.10								
4.7	340	298	2.29								
4.7	332	297	2.34								
5.3	298	261	2.61								
5.4	288	258	2.70			7.3	226	190.76	1.68	TFA 48	4
5.8	271	238	2.87			7.9	204	175.38	1.86	TFAF48	4
6.2	251	225	3.10			9.3	178	150.06	2.13	TF 48	4
7.0	228	200	3.41			11	151	130.07	2.51	TF 48	4
						11	141	121.57	2.69	TFF 48	4

TF  
05

## 选型参数表 Selection Table



输出转速 Output speed r/min	输出扭矩 Output torque Nm	传动比 Ratio i	服务系数 Service factor f <sub>s</sub>	机型号 Type Type	极数 Pole p	输出转速 Output speed r/min	输出扭矩 Output torque Nm	传动比 Ratio i	服务系数 Service factor f <sub>s</sub>	机型号 Type Type	极数 Pole p
<b>0.18kW</b>						<b>0.25kW</b>					
7.2	224	117.88	0.84	TFA 38	6	0.16	13542	8901	0.84	TFA 128TR78	4
8.5	191	100.36	0.99	TFAF38	6	0.18	11736	7714	0.97	TFAF128TR78	4
9.8	164	86.53	1.15	TF 38	6	0.21	10297	6768	1.10	TF 128TR78	4
11	153	80.65	1.24	TFF 38	6	0.23	9086	5972	1.25	TF 128TR78	4
12	134	70.50	1.41			0.27	7724	5077	1.47	TFF 128TR78	4
11	149	128.51	1.27			0.31	6814	4479	1.67		
12	137	117.88	1.38			0.24	8696	5716	0.83		
14	117	100.36	1.62			0.27	7949	5225	0.91		
16	101	86.53	1.88			0.30	6948	4567	1.05		
17	94	80.65	2.02			0.40	5401	3479	1.35	TFA 108TR78	4
20	82	70.50	2.31			0.46	4716	3038	1.54	TFAF108TR78	4
21	77	66.09	2.46			0.50	4280	2757	1.70	TF 108TR78	4
24	68	58.32	2.79			0.59	3679	2370	1.98	TFF 108TR78	4
25	63	54.54	3.01			0.67	3210	2088	2.27		
27	60	51.70	3.16			0.87	2479	1597	2.94		
30	55	47.02	3.45			0.98	2201	1418	3.31		
32	51	43.83	3.72			0.48	4538	2923	0.90		
36	45	38.31	4.22			0.54	3985	2567	1.02		
39	42	35.91	4.52	TFA 38	4	0.61	3522	2269	1.15		
44	37	31.69	5.13	TFAF38	4	0.64	3378	2176	1.20	TFA 98TR58	4
49	33	28.10	5.75	TF 38	4	0.70	3089	1990	1.32	TFAF98TR58	4
58	28	23.88	6.78	TFF 38	4	0.80	2701	1740	1.51	TF 98TR58	4
68	24	20.57	7.91			0.90	2395	1543	1.70	TFF 98TR58	4
72	23	19.27	8.26			1.0	2108	1358	1.93		
82	20	17.03	9.50			1.2	1835	1182	2.22		
88	19	15.81	10.00			1.3	1604	1033	2.54		
97	17	14.33	11.17			0.72	2996	1930	0.95		
108	15	12.87	12.66			0.81	2655	1710	1.07		
125	13	11.08	13.88			0.93	2318	1493	1.22	TFA 88TR58	4
133	12	10.42	14.64			1.1	1975	1272	1.44	TFAF88TR58	4
155	11	8.97	15.11			1.2	1754	1130	1.62	TF 88TR58	4
185	9	7.51	15.30			1.4	1540	992	1.85	TFF 88TR58	4
204	8	6.81	16.62			1.6	1363	878	2.09		
227	7	6.11	18.32			1.7	1242	800	2.29		
264	6	5.27	19.79			2.0	1074	692	2.65		
281	6	4.95	19.00			1.3	1630	1050	0.87		
326	5	4.26	20.90			1.5	1408	907	1.01		
<b>0.18kW</b>						1.7	1257	810	1.13	TFA 78TR38	4
13	128	109.90	0.96			2.0	1102	710	1.29	TFAF78TR38	4
15	110	94.76	1.12			2.3	942	607	1.51	TF 78TR38	4
16	103	88.32	1.19			2.6	815	525	1.74	TFF 78TR38	4
18	90	77.21	1.37			3.0	728	469	1.95		
19	84	72.37	1.47			3.4	638	411	2.23		
22	74	63.86	1.66			2.2	972	626	0.80		
25	66	56.62	1.87			2.5	877	565	0.88		
28	58	50.19	2.12			2.6	818	527	0.95		
30	54	46.78	2.28			2.8	772	497	1.00		
34	48	40.89	2.57	TFA 28	4	3.1	719	454	1.08		
36	45	38.33	2.74	TFAF28	4	3.3	663	427	1.17		
41	39	33.83	3.16	TF 28	4	3.5	621	392	1.25	TFA 68TR38	4
47	35	29.56	3.52	TFF 28	4	3.7	582	375	1.33	TFAF68TR38	4
51	32	27.18	3.85			4.2	528	333	1.47	TF 68TR38	4
60	28	23.25	4.41			4.2	514	331	1.51	TFF 68TR38	4
69	24	20.15	5.14			4.7	472	298	1.65		
74	22	18.84	5.61			4.7	461	297	1.68		
85	19	16.28	6.50			5.3	413	261	1.88		
100	16	13.84	7.71			5.4	401	258	1.94		
113	15	12.35	8.23			5.8	377	238	2.06		
132	13	10.55	9.50			3.6	601	387	0.94		
141	12	9.88	10.29			3.6	605	382	0.94		
148	11	9.40	11.22			4.2	523	330	1.08		
171	10	8.13	11.68			4.7	472	298	1.20		
201	8	6.91	13.53			5.3	415	262	1.37	TFA 58TR38	4
225	7	6.17	14.79			5.5	396	255	1.43	TFAF58TR38	4
264	6	5.27	15.83			6.2	358	226	1.59	TF 58TR38	4
282	6	4.93	15.20			7.0	317	200	1.79	TFF 58TR38	4
334	5	4.16	16.53			7.2	301	194	1.89		
						7.7	281	181	2.02		
						8.4	263	166	2.16		

**选型参数表**  
Selection Table

输出转速 Output speed r/min	输出扭矩 Output torque Nm	传动比 Ratio i	服务系数 Service factor f <sub>s</sub>	机型号 Type Type	极数 Pole p	输出转速 Output speed r/min	输出扭矩 Output torque Nm	传动比 Ratio i	服务系数 Service factor f <sub>s</sub>	机型号 Type Type	极数 Pole p
<b>0.25kW</b>						<b>0.25kW</b>					
6.1	352	227	1.07			32	71	43.83	2.67		
6.4	342	216	1.11			36	62	38.31	3.06		
7.2	298	192	1.27			39	58	35.91	3.27		
7.4	298	188	1.27	TFA 48TR18	4	44	51	31.69	3.72		
7.9	280	177	1.35	TFAF48TR18	4	49	45	28.10	4.22		
8.0	269	173	1.41	TF 48TR18	4	58	39	23.88	4.87		
9.4	234	148	1.62	TFF 48TR18	4	68	34	20.57	5.58		
9.5	227	146	1.67			72	32	19.27	5.93		
11	206	130	1.84			82	28	17.03	6.78	TFA 38	4
						88	26	15.81	7.30	TFAF38	4
10	211	133	0.90	TFA 38TR18	4	97	24	14.33	7.91	TF 38	4
11	204	129	0.93	TFAF38TR18	4	108	21	12.87	9.04	TFF 38	4
12	189	119	1.00	TF 38TR18	4	125	18	11.08	10.02		
14	155	98	1.22	TFF 38TR18	4	133	17	10.42	10.33		
16	138	87	1.37			155	15	8.97	11.08		
3.0	744	281.71	1.91	TFA 78	6	185	12	7.51	11.47		
3.2	694	262.93	2.05	TFAF78	6	204	11	6.81	12.09		
3.8	596	225.79	2.39	TF 78	6	227	10	6.11	12.82		
4.3	524	198.31	2.71	TFF 78	6	264	9	5.27	13.19		
4.5	497	188.40	2.86			281	8	4.95	14.25		
3.7	605	228.99	1.28	TFA 68	6	326	7	4.26	14.92		
4.4	516	195.39	1.50	TFAF68	6	18	125	77.21	0.98		
5.0	451	170.85	1.72	TF 68	6	19	117	72.37	1.05		
5.2	429	162.31	1.81	TFF 68	6	22	103	63.86	1.19		
6.0	376	142.40	2.07			25	91	56.62	1.35		
6.1	370	228.99	2.10	TFA 68	4	28	81	50.19	1.52		
7.1	315	195.39	2.47	TFAF68	4	30	76	46.78	1.62		
8.1	276	170.85	2.82	TF 68	4	34	66	40.89	1.87		
8.6	262	162.31	2.97	TFF 68	4	36	62	38.33	1.99		
9.8	230	142.40	3.38			41	55	33.83	2.24		
4.3	527	199.70	1.08	TFA 58	6	47	49	29.56	2.52		
4.6	485	183.60	1.17	TFAF58	6	51	45	27.18	2.74		
5.4	415	157.09	1.37	TF 58	6	60	38	23.25	3.25	TFA 28	4
6.2	359	136.16	1.58	TFF 58	6	69	33	20.15	3.74	TFAF28	4
6.7	336	127.27	1.69			74	31	18.84	3.98	TF 28	4
7.7	290	110.01	1.96			85	27	16.28	4.57	TFF 28	4
7.0	322	199.70	1.77	TFA 58	4	100	23	13.84	5.36		
7.6	296	183.60	1.92	TFAF58	4	113	20	12.35	6.17		
8.8	254	157.09	2.24	TF 58	4	132	17	10.55	7.26		
10	220	136.16	2.59	TFF 58	4	141	16	9.88	7.71		
11	205	127.27	2.78			148	15	9.40	8.23		
13	178	110.01	3.20			171	13	8.13	8.98		
5.7	405	150.06	0.93	TFA 48	6	201	11	6.91	9.84		
6.5	343	130.07	1.10	TFAF48	6	225	10	6.17	10.35		
7.0	321	121.57	1.18	TF 48	6	264	9	5.27	10.55		
8.1	283	105.09	1.34	TFF 48	6	282	8	4.93	11.40		
7.3	315	190.76	1.20	TFA 48	4	334	7	4.16	11.80		
7.9	283	175.38	1.34	TFAF48	4	<b>0.37kW</b>					
9.3	247	150.06	1.53	TF 48	4	0.23	13447	5972	0.84		
11	210	130.07	1.80	TFF 48	4	0.27	11432	5077	0.99	TFA 128TR78	4
11	196	121.57	1.93			0.31	10085	4479	1.13	TFAF128TR78	4
13	173	105.09	2.19			0.36	8712	3869	1.30	TF 128TR78	4
16	144	89.29	2.63			0.41	7665	3404	1.48	TFF 128TR78	4
11	207	128.51	0.91	TFA 38	4	0.47	6787	2954	1.67		
12	190	117.88	1.00	TFAF38	4	0.46	6980	3038	1.04	TFA 108TR78	4
14	162	100.36	1.17	TF 38	4	0.50	6334	2757	1.15	TFAF108TR78	4
16	140	86.53	1.35	TFF 38	4	0.59	5445	2370	1.33	TF 108TR78	4
17	130	80.65	1.46			0.67	4751	2068	1.53	TFF 108TR78	4
20	114	70.50	1.66			0.87	3669	1597	1.98		
21	107	66.09	1.77			0.61	5213	2269	0.78		
24	94	58.32	2.02			0.64	5000	2176	0.81		
25	88	54.54	2.15			0.70	4572	1990	0.89	TFA 98TR58	4
27	83	51.70	2.28			0.80	3998	1740	1.02	TFAF98TR58	4
30	76	47.02	2.50			0.90	3545	1543	1.15	TF 98TR58	4
						1.0	3120	1358	1.30	TFF 98TR58	4
						1.2	2716	1182	1.50		
						1.3	2373	1033	1.72		
						1.6	2045	890	1.99		

TF

07

## 选型参数表 Selection Table



输出转速 Output speed r/min	输出扭矩 Output torque Nm	传动比 Ratio i	服务系数 Service factor f <sub>s</sub>	机型号 Type Type	极数 Pole p	输出转速 Output speed r/min	输出扭矩 Output torque Nm	传动比 Ratio i	服务系数 Service factor f <sub>s</sub>	机型号 Type Type	极数 Pole p
<b>0.37kW</b>						<b>0.37kW</b>					
1.1	2923	1272	0.97			6.1	547	228.99	1.42		
1.2	2596	1130	1.09			7.1	467	195.39	1.66	TFA 68	4
1.4	2279	992	1.25			8.1	408	170.85	1.90	TFAF68	4
1.6	2017	878	1.41	TFA 88TR58	4	8.6	388	162.31	2.00	TF 68	4
1.7	1838	800	1.55	TFAF88TR58	4	9.8	340	142.40	2.29	TFF 68	4
2.0	1590	692	1.79	TF 88TR58	4	12	289	120.79	2.69		
2.2	1425	620	2.00	TFF 88TR58	4						
2.7	1181	514	2.41			5.6	590	157.09	0.96	TFA 58	6
3.0	1048	456	2.71			6.5	511	136.16	1.11	TFAF58	6
						7.0	478	127.27	1.19	TF 58	6
1.7	1861	810	0.76			8.0	413	110.01	1.38	TFF 58	6
2.0	1631	710	0.87								
2.3	1395	607	1.02	TFA 78TR38	4	7.0	477	199.70	1.19		
2.6	1206	525	1.18	TFAF78TR38	4	7.6	439	183.60	1.29		
3.0	1078	469	1.32	TF 78TR38	4	8.8	375	157.09	1.52	TFA 58	4
3.4	944	411	1.50	TFF 78TR38	4	10	325	136.16	1.75	TFAF58	4
3.8	841	366	1.69			11	304	127.27	1.87	TF 58	4
4.5	717	312	1.98			13	263	110.01	2.16	TFF 58	4
						15	223	93.47	2.55		
3.3	981	427	0.79			17	199	83.46	2.86		
3.5	919	392	0.84								
3.7	862	375	0.90			9.3	366	150.06	1.03		
4.2	781	333	0.99	TFA 68TR38	4	11	311	130.07	1.22		
4.2	761	331	1.02	TFAF68TR38	4	11	290	121.57	1.31	TFA 48	4
4.7	699	298	1.11	TF 68TR38	4	13	256	105.09	1.48	TFAF48	4
4.7	682	297	1.14	TFF 68TR38	4	16	213	89.29	1.78	TF 48	4
5.3	612	261	1.27			17	195	79.72	1.94	TFF 48	4
5.4	593	258	1.31			20	166	68.09	2.28		
5.8	558	238	1.39			21	156	65.36	2.43		
6.2	517	225	1.50			25	135	56.49	2.81		
5.3	614	262	0.92			16	207	86.53	0.91		
5.5	586	255	0.97			17	193	80.65	0.98		
6.2	530	226	1.07	TFA 58TR38	4	20	168	70.50	1.13		
7.0	469	200	1.21	TFAF58TR38	4	21	158	66.09	1.20		
7.2	446	194	1.27	TF 58TR38	4	24	139	58.32	1.36		
7.7	416	181	1.37	TFF 58TR38	4	25	130	54.54	1.46		
8.4	389	166	1.46			27	124	51.70	1.53		
9.1	356	152	1.60			30	112	47.02	1.69		
10	314	134	1.81			32	105	43.83	1.80		
						36	92	38.31	2.06		
8.0	397	173	0.95	TFA 48TR18	4	39	86	35.91	2.20		
9.4	347	148	1.09	TFAF48TR18	4	44	76	31.69	2.50		
9.5	335	146	1.13	TF 48TR18	4	49	67	28.10	2.83	TFA 38	4
11	305	130	1.24	TFF 48TR18	4	58	57	23.88	3.33	TFAF38	4
11	296	129	1.28			68	50	20.57	3.80	TF 38	4
						72	47	19.27	4.04	TFF 38	4
2.5	1342	270.68	2.12	TFA 88	8	82	42	17.03	4.52		
2.6	1266	255.37	2.25	TFAF88	8	88	39	15.81	4.87		
2.9	1135	228.93	2.51	TF 88	8	97	35	14.33	5.42		
3.4	978	197.20	2.91	TFF 88	8	108	31	12.87	6.12		
						125	27	11.08	6.68		
3.3	1016	270.68	2.80	TFA 88	6	133	25	10.42	7.03		
3.5	958	255.37	2.97	TFAF88	6	155	22	8.97	7.55		
3.9	859	228.93	3.31	TF 88	6	185	18	7.51	7.65		
						204	17	6.81	7.82		
3.9	847	225.79	1.68	TFA 78	6	227	15	6.11	8.55		
4.5	744	198.31	1.91	TFAF78	6	264	13	5.27	9.13		
4.7	707	188.40	2.01	TF 78	6	281	12	4.95	9.50		
5.3	625	166.47	2.28	TFF 78	6	326	10	4.26	10.45		
6.2	534	142.27	2.66								
						25	135	56.62	0.91		
4.9	673	281.71	2.11	TFA 78	4	28	120	50.19	1.02		
5.3	628	262.93	2.26	TFAF78	4	30	112	46.78	1.10	TFA 28	4
6.2	539	225.79	2.64	TF 78	4	34	98	40.89	1.26	TFAF28	4
7.0	474	198.31	3.00	TFF 78	4	36	92	38.33	1.34	TF 28	4
						41	81	33.83	1.52	TFF 28	4
4.5	733	195.39	1.06	TFA 68	6	47	72	29.56	1.71		
5.2	641	170.85	1.21	TFAF68	6	51	66	27.18	1.87		
5.5	609	162.31	1.27	TF 68	6	60	57	23.25	2.16		
6.2	534	142.40	1.45	TFF 68	6						
7.3	453	120.79	1.71								

**选型参数表**  
Selection Table

输出转速 Output speed r/min	输出扭矩 Output torque Nm	传动比 Ratio i	服务系数 Service factor f <sub>s</sub>	机型号 Type Type	极数 Pole p	输出转速 Output speed r/min	输出扭矩 Output torque Nm	传动比 Ratio i	服务系数 Service factor f <sub>s</sub>	机型号 Type Type	极数 Pole p
<b>0.37kW</b>						<b>0.55kW</b>					
69	49	20.15	2.52			5.4	881	258	0.88		
74	46	18.84	2.68			5.8	829	238	0.93	TFA 68TR38	4
85	40	16.28	3.08			6.2	768	225	1.01	TFAF68TR38	4
100	34	13.84	3.63			7.0	697	200	1.11	TF 68TR38	4
113	30	12.35	4.11	TFA 28	4	7.2	663	194	1.17	TFF 68TR38	4
132	26	10.55	4.75	TFAF28	4	8.4	567	166	1.37		
141	24	9.88	5.14	TF 28	4	2.4	2051	278.29	1.99	TFA 98	8
148	23	9.40	5.36	TFF 28	4	2.6	1877	254.79	2.17	TFAF98	8
171	20	8.13	5.84			2.6	1877	254.79	2.17	TF 98	8
201	17	6.91	6.37			3.0	1659	225.10	2.46	TFF 98	8
225	15	6.17	6.90			2.5	1994	270.68	1.42	TFA 88	8
264	13	5.27	7.30			2.6	1882	255.37	1.51	TFAF88	8
282	12	4.93	7.60			2.9	1687	228.93	1.68	TF 88	8
334	10	4.16	8.26			3.4	1453	197.20	1.96	TFF 88	8
<b>0.55kW</b>						<b>0.55kW</b>					
0.22	21307	6366	0.80			3.3	1510	270.68	1.88	TFA 88	6
0.25	18553	5543	0.92	TFA 158TR98	4	3.5	1425	255.37	2.00	TFAF88	6
0.49	9549	2853	1.79	TFAF158TR98	4	3.9	1277	228.93	2.23	TF 88	6
0.57	8230	2459	2.07	TF 158TR98	4	4.5	1100	197.20	2.59	TFF 88	6
0.81	5864	1717	2.91	TFF 158TR98	4	4.9	1004	179.97	2.83		
0.95	4976	1457	3.43			3.9	1260	225.79	1.13		
1.1	4498	1317	3.80			4.5	1106	198.31	1.28	TFA 78	6
1.2	4092	1198	4.17			4.7	1051	188.40	1.35	TFAF78	6
0.36	12950	3869	0.88	TFA 128TR78	4	5.3	929	166.47	1.53	TF 78	6
0.41	11393	3404	1.00	TFAF128TR78	4	6.2	794	142.27	1.79	TFF 78	6
0.47	10089	2954	1.12	TF 128TR78	4	6.8	728	130.42	1.95		
				TFF 128TR78	4	6.2	802	225.79	1.77		
0.59	8094	2370	0.90			7.0	704	198.31	2.02		
0.67	7063	2068	1.03			7.4	669	188.40	2.13	TFA 78	4
0.76	6236	1826	1.16			8.3	591	166.47	2.41	TFAF78	4
0.87	5454	1597	1.33	TFA 108TR78	4	9.8	505	142.27	2.82	TF 78	4
0.98	4843	1418	1.50	TFAF108TR78	4	11	463	130.42	3.07	TFF 78	4
1.1	4252	1245	1.71	TF 108TR78	4	12	406	114.45	3.50		
1.3	3712	1087	1.96	TFF 108TR78	4	13	385	108.46	3.70		
1.5	3245	950	2.24			15	337	94.93	4.22		
1.7	2790	817	2.61			7.1	694	195.39	1.12		
2.2	2186	640	3.33			8.1	607	170.85	1.28		
1.0	4638	1358	0.88			8.6	576	162.31	1.35	TFA 68	4
1.2	4037	1182	1.01			9.8	506	142.40	1.53	TFAF68	4
1.3	3528	1033	1.15			12	429	120.79	1.81	TF 68	4
1.6	3040	890	1.34	TFA 98TR58	4	13	387	109.04	2.01	TFF 68	4
1.8	2695	789	1.51	TFAF98TR58	4	14	341	95.94	2.28		
2.0	2370	694	1.72	TF 98TR58	4	15	322	90.59	2.41		
2.3	2087	611	1.95	TFF 98TR58	4	18	277	77.97	2.81		
2.6	1824	534	2.23			8.8	558	157.09	1.02		
2.9	1615	473	2.52			10	484	136.16	1.17		
3.5	1363	399	2.99			11	452	127.27	1.26	TFA 58	4
3.7	1284	376	3.18			13	391	110.01	1.45	TFAF58	4
1.6	2999	878	0.95			15	332	93.47	1.71	TF 58	4
1.7	2732	800	1.04	TFA 88TR58	4	17	296	83.46	1.92	TFF 58	4
2.0	2363	692	1.20	TFAF88TR58	4	19	260	73.16	2.19		
2.2	2118	620	1.34	TF 88TR58	4	20	243	68.38	2.34		
2.7	1755	514	1.62	TFF 88TR58	4	24	210	59.10	2.71		
3.0	1557	456	1.83			13	381	105.09	0.99		
4.1	1161	340	2.45			16	317	89.29	1.19		
2.6	1793	525	0.79	TFA 78TR38	4	17	289	79.72	1.31	TFA 48	4
3.0	1602	469	0.88	TFAF78TR38	4	20	247	68.09	1.53	TFAF48	4
3.4	1404	411	1.01	TF 78TR38	4	21	232	65.36	1.63	TF 48	4
3.8	1250	366	1.14	TFF 78TR38	4	25	201	56.49	1.89	TFF 48	4
4.5	1066	312	1.33			29	174	48.00	2.18		
						32	155	42.86	2.45		

TF

09

## 选型参数表 Selection Table



输出转速 Output speed r/min	输出扭矩 Output torque Nm	传动比 Ratio i	服务系数 Service factor f <sub>s</sub>	机型号 Type Type	极数 Pole p	输出转速 Output speed r/min	输出扭矩 Output torque Nm	传动比 Ratio i	服务系数 Service factor f <sub>s</sub>	机型号 Type Type	极数 Pole p
<b>0.55kW</b>						<b>0.75kW</b>					
25	194	54.54	0.97			1.3	4811	1033	0.84		
30	167	47.02	1.13			1.6	4145	890	0.98		
32	156	43.83	1.21			1.8	3675	789	1.11	TFA 98TR58	4
36	136	38.31	1.39			2.0	3232	694	1.26	TFAF98TR58	4
39	128	35.91	1.48			2.3	2846	611	1.43	TF 98TR58	4
44	113	31.69	1.68			2.6	2487	534	1.64	TFF 98TR58	4
49	100	28.10	1.90			2.9	2203	473	1.85		
58	85	23.88	2.23			3.5	1858	399	2.19		
68	75	20.57	2.53	TFA 38	4	3.7	1751	376	2.33		
72	70	19.27	2.71	TFAF38	4	2.0	3223	692	0.88	TFA 88TR58	4
82	62	17.03	3.06	TF 38	4	2.2	2888	620	0.98	TFAF88TR58	4
88	57	15.81	3.33	TFF 38	4	2.7	2394	514	1.19	TF 88TR58	4
97	52	14.33	3.65			3.0	2124	456	1.34	TFF 88TR58	4
108	47	12.87	4.04			4.1	1583	340	1.80		
125	40	11.08	4.51			3.8	1705	366	0.83	TFA 78TR38	4
133	38	10.42	4.62			4.5	1453	312	0.98	TFAF78TR38	4
155	33	8.97	5.03			5.1	1271	273	1.12	TF 78TR38	4
174	29	8.01	5.56							TFF 78TR38	4
185	27	7.51	5.10							TFA 108	8
204	25	6.81	5.32							TFAF108	8
227	22	6.11	5.82			2.7	2519	254.40	2.89	TF 108	8
264	19	5.27	6.25							TFF 108	8
281	18	4.95	6.33							TFA 98	8
326	15	4.26	6.96			2.4	2755	278.29	1.48	TFAF98	8
365	14	3.81	7.12			2.7	2522	254.79	1.61	TF 98	8
						3.0	2229	225.10	1.83	TFF 98	8
60	84	23.25	1.47							TFA 98	6
69	73	20.15	1.69			3.3	2059	278.29	1.98	TFAF98	6
74	68	18.84	1.81			3.6	1885	254.79	2.16	TF 98	6
85	59	16.28	2.09			4.0	1665	225.10	2.45	TFF 98	6
100	50	13.84	2.47							TFA 88	6
113	45	12.35	2.74	TFA 28	4	3.4	2002	270.88	1.42	TFAF88	6
132	38	10.55	3.25	TFAF28	4	3.6	1889	255.37	1.50	TF 88	6
141	36	9.88	3.43	TF 28	4	4.0	1694	228.93	1.68	TFF 88	6
148	34	9.40	3.63	TFF 28	4	4.6	1459	197.20	1.95		
171	29	8.13	4.02			5.1	1331	179.97	2.14	TFA 88	4
201	25	6.91	4.33			5.4	1237	255.37	2.30	TFAF88	4
225	22	6.17	4.70			6.1	1109	228.93	2.56	TF 88	4
264	19	5.27	5.00							TFF 88	4
282	18	4.93	5.06			4.6	1467	198.31	0.97	TFA 78	6
334	15	4.16	5.51			4.8	1394	188.40	1.02	TFAF78	6
						5.5	1232	166.47	1.15	TF 78	6
						6.4	1052	142.27	1.35	TFF 78	6
						7.0	965	130.42	1.47		
						6.2	1094	225.79	1.30		
						7.0	960	198.31	1.48		
						7.4	912	188.40	1.56	TFA 78	4
						8.3	806	166.47	1.76	TFAF78	4
						9.8	689	142.27	2.06	TF 78	4
						11	632	130.42	2.25	TFF 78	4
						12	554	114.45	2.57		
						13	525	108.46	2.71		
						8.1	827	170.85	0.94		
						8.6	786	162.31	0.99		
						9.8	690	142.40	1.12	TFA 68	4
						12	585	120.79	1.33	TFAF68	4
						13	528	109.04	1.47	TF 68	4
						14	465	95.94	1.67	TFF 68	4
						15	439	90.59	1.77		
						18	378	77.97	2.06		
						21	320	66.13	2.43		
						23	289	59.70	2.69		

TF

10

**选型参数表**  
Selection Table

输出转速 Output speed r/min	输出扭矩 Output torque Nm	传动比 Ratio i	服务系数 Service factor f <sub>s</sub>	机型号 Type Type	极数 Pole p	输出转速 Output speed r/min	输出扭矩 Output torque Nm	传动比 Ratio i	服务系数 Service factor f <sub>s</sub>	机型号 Type Type	极数 Pole p
<b>0.75kW</b>						<b>1.1kW</b>					
11	616	127.27	0.92			0.96	9881	1457	1.73		
13	533	110.01	1.06			1.1	8932	1317	1.91	TFA 158TR98	4
15	453	93.47	1.25	TFA 58	4	1.2	8125	1198	2.10	TFAF158TR98	4
17	404	83.46	1.41	TFAF58	4	1.5	6511	960	2.62	TF 158TR98	4
19	354	73.16	1.61	TF 58	4	1.7	5670	836	3.01	TFF 158TR98	4
20	331	68.38	1.72	TFF 58	4	3.1	3128	452	5.46		
24	286	59.10	1.99			4.6	2090	302	8.18		
28	243	50.22	2.34								
31	217	44.84	2.62								
17	394	79.72	0.96			0.68	13930	2054	0.81		
20	337	68.09	1.12			0.78	12187	1797	0.93	TFA 128TR78	4
21	317	65.36	1.19	TFA 48	4	0.86	10980	1619	1.03	TFAF128TR78	4
25	274	56.49	1.38	TFAF48	4	1.0	9501	1401	1.19	TF 128TR78	4
29	237	48.00	1.60	TF 48	4	1.1	8335	1229	1.36	TFF 128TR78	4
32	212	42.86	1.79	TFF 48	4	1.3	7358	1085	1.54		
38	181	36.61	2.09								
41	166	34.29	2.28			1.1	8443	1245	0.86		
48	143	28.88	2.65			1.3	7372	1087	0.98	TFA 108TR78	4
						1.5	6443	950	1.13	TFAF108TR78	4
						1.7	5541	817	1.31	TF 108TR78	4
						1.9	4991	736	1.46	TFF 108TR78	4
						2.2	4340	640	1.68		
30	228	47.02	0.83								
32	212	43.83	0.89			2.0	4707	694	0.86		
36	186	38.31	1.02			2.3	4144	611	0.98	TFA 98TR58	4
39	174	35.91	1.09			2.6	3622	534	1.12	TFAF98TR58	4
44	153	31.69	1.24			3.0	3208	473	1.27	TF 98TR58	4
49	136	28.10	1.39			3.5	2706	399	1.50	TFF 98TR58	4
58	116	23.88	1.63			3.7	2550	376	1.60		
68	102	20.57	1.86								
72	95	19.27	2.00			3.1	3093	456	0.92	TFA 88TR58	4
82	84	17.03	2.26			4.1	2306	340	1.23	TFAF88TR58	4
88	78	15.81	2.43			4.7	2035	300	1.40	TF 88TR58	4
97	71	14.33	2.67	TFA 38	4	5.6	1689	249	1.68	TFF 88TR58	4
108	64	12.87	2.96	TFAF38	4						
125	55	11.08	3.28	TF 38	4	2.7	3694	254.40	1.97	TFA 108	8
133	52	10.42	3.37	TFF 38	4	3.2	3127	215.37	2.33	TFAF108	8
155	44	8.97	3.77			3.4	2894	199.31	2.52	TF 108	8
174	40	8.01	4.03			3.8	2594	178.64	2.81	TFF 108	8
185	37	7.51	3.72								
204	34	6.81	3.91			3.3	3019	278.29	1.35	TFA 98	6
227	30	6.11	4.27			3.6	2765	254.79	1.47	TFAF98	6
264	26	5.27	4.56			4.0	2442	225.10	1.67	TF 98	6
281	24	4.95	4.75			4.8	2072	190.95	1.97	TFF 98	6
326	21	4.26	4.97			5.2	1908	175.83	2.14		
365	19	3.81	5.25								
60	115	23.25	1.07								
69	100	20.15	1.23			5.0	1963	278.29	2.08	TFA 98	4
74	93	18.84	1.32			5.5	1797	254.79	2.27	TFAF98	4
85	81	16.28	1.52			6.2	1588	225.10	2.57	TF 98	4
100	68	13.84	1.81								
113	61	12.35	2.02			3.4	2937	270.68	0.97		
132	52	10.55	2.37	TFA 28	4	3.6	2771	255.37	1.02	TFA 88	6
141	49	9.88	2.52	TFAF28	4	4.0	2484	228.93	1.14	TFAF88	6
148	46	9.40	2.68	TF 28	4	4.6	2140	197.20	1.33	TF 88	6
171	40	8.13	2.92	TFF 28	4	5.1	1953	179.97	1.45	TFF 88	6
201	34	6.91	3.18			5.7	1732	159.61	1.64		
225	31	6.17	3.34								
264	26	5.27	3.65			5.2	1909	270.68	1.49		
282	24	4.93	3.80			5.5	1801	255.37	1.58		
334	21	4.16	3.93			6.1	1615	228.93	1.76	TFA 88	4
						7.1	1391	197.20	2.04	TFAF88	4
						7.8	1269	179.97	2.24	TF 88	4
						8.8	1126	159.61	2.53	TFF 88	4
						10	946	134.16	3.01		
						11	870	123.29	3.27		
<b>1.1kW</b>											
0.49	18962	2853	0.90	TFA 158TR98	4						
0.57	16343	2459	1.04	TFAF158TR98	4						
0.63	15008	2213	1.13	TF 158TR98	4						
0.71	13354	1969	1.28	TFF 158TR98	4						
0.82	11645	1717	1.46								

TF

11

## 选型参数表 Selection Table



输出转速 Output speed r/min	输出扭矩 Output torque Nm	传动比 Ratio i	服务系数 Service factor f <sub>s</sub>	机型号 Type Type	极数 Pole p	输出转速 Output speed r/min	输出扭矩 Output torque Nm	传动比 Ratio i	服务系数 Service factor f <sub>s</sub>	机型号 Type Type	极数 Pole p
<b>1.1kW</b>						<b>1.1kW</b>					
7.1	1399	198.31	1.01			86	117	16.28	1.05		
7.4	1329	188.40	1.07			101	100	13.84	1.23		
8.4	1174	166.47	1.21	TFA 78	4	113	89	12.35	1.38		
9.8	1003	142.27	1.42	TFAF78	4	133	76	10.55	1.62	TFA 28	4
11	920	130.42	1.54	TF 78	4	142	71	9.88	1.73	TFAF28	4
12	807	114.45	1.76	TFF 78	4	149	68	9.40	1.81	TF 28	4
13	765	108.46	1.86			172	59	8.13	1.98	TFF 28	4
15	670	94.93	2.12			203	50	6.91	2.16		
16	603	85.52	2.36			227	44	6.17	2.35		
19	529	75.02	2.69			266	38	5.27	2.50		
						284	36	4.93	2.53		
						337	30	4.16	2.75		
12	852	120.79	0.91			<b>1.5kW</b>					
13	769	109.04	1.01			0.57	22286	2459	0.76		
15	677	95.94	1.15			0.63	20466	2213	0.83		
15	639	90.59	1.21			0.71	18209	1969	0.93		
18	550	77.97	1.41	TFA 68	4	0.82	15879	1717	1.07	TFA 158TR98	4
21	466	66.13	1.67	TFAF68	4	0.96	13474	1457	1.26	TFAF158TR98	4
23	421	59.70	1.85	TF 68	4	1.1	12180	1317	1.40	TF 158TR98	4
27	370	52.53	2.10	TFF 68	4	1.2	11079	1198	1.54	TFF 158TR98	4
28	350	49.60	2.22			1.5	8878	960	1.92		
33	298	42.23	2.61			1.7	7731	836	2.21		
36	271	38.38	2.73			3.1	4265	452	4.00		
42	234	33.24	3.00			4.6	2850	302	6.00		
17	589	83.46	0.96			0.86	14973	1619	0.76		
19	516	73.16	1.10			1.0	12957	1401	0.87		
20	482	68.38	1.18			1.1	11366	1229	1.00	TFA 128TR78	4
24	417	59.10	1.36	TFA 58	4	1.3	10034	1085	1.13	TFAF128TR78	4
28	354	50.22	1.61	TFAF58	4	1.5	8665	937	1.31	TF 128TR78	4
31	316	44.84	1.80	TF 58	4	1.7	7648	827	1.49	TFF 128TR78	4
37	270	38.30	2.11	TFF 58	4	1.9	6779	733	1.68		
39	253	35.87	2.25			2.1	6039	653	1.88		
46	213	30.22	2.63			1.5	8786	950	0.83		
25	398	56.49	0.95			1.7	7556	817	0.96		
29	346	48.00	1.09			1.9	6807	736	1.07	TFA 108TR78	4
33	309	42.86	1.22	TFA 48	4	2.2	5919	640	1.23	TFAF108TR78	4
38	264	36.61	1.43	TFAF48	4	2.5	5179	560	1.40	TF 108TR78	4
41	242	34.29	1.57	TF 48	4	2.9	4522	489	1.61	TFF 108TR78	4
48	208	28.88	1.82	TFF 48	4	3.2	4032	436	1.80		
54	181	25.72	2.09			3.8	3422	370	2.13		
64	157	21.82	2.42			2.6	4938	534	0.82	TFA 98TR58	4
71	139	19.70	2.73			3.0	4374	473	0.93	TFAF98TR58	4
44	223	31.69	0.85			3.5	3690	399	1.10	TF 98TR58	4
50	198	28.10	0.95			3.7	3477	376	1.17	TFF 98TR58	4
59	168	23.88	1.13			4.1	3144	340	0.90	TFA 88TR58	4
68	148	20.57	1.28			4.7	2774	300	1.02	TFAF88TR58	4
73	139	19.27	1.36			5.6	2303	249	1.23	TF 88TR58	4
82	123	17.03	1.54							TFF 88TR58	4
89	114	15.81	1.66			2.7	4964	254.40	1.46	TFA 108	8
98	103	14.33	1.84	TFA 38	4	3.2	4203	215.37	1.73	TFAF108	8
109	93	12.87	2.04	TFAF38	4	3.5	3889	199.31	1.87	TF 108	8
126	80	11.08	2.25	TF 38	4	3.9	3486	178.64	2.09	TFF 108	8
134	75	10.42	2.34	TFF 38	4	3.6	3723	254.40	1.95	TFA 108	6
156	65	8.97	2.55			4.3	3152	215.37	2.31	TFAF108	6
175	58	8.01	2.78			4.6	2917	199.31	2.50	TF 108	6
186	54	7.51	2.55			5.2	2614	178.64	2.79	TFF 108	6
206	49	6.81	2.71								
229	44	6.11	2.91								
266	38	5.27	3.12								
283	36	4.95	3.16								
329	31	4.26	3.37								
367	27	3.81	3.69								

**选型参数表**  
Selection Table

输出转速 Output speed r/min	输出扭矩 Output torque Nm	传动比 Ratio i	服务系数 Service factor f <sub>s</sub>	机型号 Type Type	极数 Pole p	输出转速 Output speed r/min	输出扭矩 Output torque Nm	传动比 Ratio i	服务系数 Service factor f <sub>s</sub>	机型号 Type Type	极数 Pole p
<b>1.5kW</b>						<b>1.5kW</b>					
3.3	4073	278.29	1.00			33	421	42.86	0.90		
3.6	3729	254.79	1.09	TFA 98	6	38	360	36.61	1.05		
4.1	3294	225.10	1.24	TFAF98	6	41	330	34.29	1.15		
4.8	2795	190.95	1.46	TF 98	6	48	284	28.88	1.33	TFA 48	4
5.2	2573	175.83	1.58	TFF 98	6	54	247	25.72	1.53	TFAF48	4
5.0	2676	278.29	1.52			64	214	21.82	1.77	TF 48	4
5.5	2450	254.79	1.66	TFA 98	4	71	189	19.70	2.01	TFF 48	4
6.2	2165	225.10	1.88	TFAF98	4	81	167	17.33	2.27		
7.3	1836	190.95	2.22	TF 98	4	86	161	16.36	2.36		
8.0	1691	175.83	2.41	TFF 98	4	101	134	13.93	2.83		
5.2	2603	270.68	1.09			68	202	20.57	0.94		
5.5	2456	255.37	1.16			73	189	19.27	1.00		
6.1	2202	228.93	1.29			82	167	17.03	1.13		
7.1	1897	197.20	1.50	TFA 88	4	89	155	15.81	1.22		
7.8	1731	179.97	1.64	TFAF88	4	98	141	14.33	1.34		
8.8	1535	159.61	1.85	TF 88	4	109	126	12.87	1.50		
10	1290	134.16	2.20	TFF 88	4	126	109	11.08	1.65	TFA 38	4
11	1186	123.29	2.40			134	102	10.42	1.72	TFAF38	4
13	1053	109.49	2.70			156	88	8.97	1.88	TF 38	4
14	941	97.89	3.02			175	79	8.01	2.04	TFF 38	4
8.4	1601	166.47	0.89			186	74	7.51	1.86		
9.8	1368	142.27	1.04			206	67	6.81	1.98		
11	1254	130.42	1.13			229	60	6.11	2.13		
12	1101	114.45	1.29			266	52	5.27	2.28		
13	1043	108.46	1.36			283	49	4.95	2.32		
15	913	94.93	1.56			329	42	4.26	2.48		
16	822	85.52	1.73			367	37	3.81	2.69		
19	721	75.02	1.97	TFA 78	4	113	121	12.35	1.02		
19	695	72.29	2.05	TFAF78	4	133	104	10.55	1.18		
21	637	66.28	2.23	TF 78	4	142	97	9.88	1.27		
24	559	58.16	2.54	TFF 78	4	149	92	9.40	1.34	TFA 28	4
25	530	55.12	2.68			172	80	8.13	1.46	TFAF28	4
29	464	48.24	3.07			203	68	6.91	1.59	TF 28	4
32	418	43.46	3.40			227	61	6.17	1.69	TFF 28	4
37	367	38.12	3.88			266	52	5.27	1.82		
42	324	33.64	4.39			284	48	4.93	1.90		
47	287	29.82	4.96			337	41	4.16	2.01		
55	245	25.47	5.62			<b>2.2kW</b>					
15	871	90.59	0.89			0.97	19484	1457	0.87		
18	750	77.97	1.03			1.1	17612	1317	0.97		
21	636	66.13	1.22			1.2	16021	1198	1.06	TFA 158TR98	4
23	574	59.70	1.35			1.5	12838	960	1.33	TFAF158TR98	4
27	505	52.53	1.54	TFA 68	4	1.7	11180	836	1.52	TF 158TR98	4
28	477	49.60	1.63	TFAF68	4	1.8	10484	784	1.63	TFF 158TR98	4
33	406	42.23	1.91	TF 68	4	2.0	9321	697	1.83		
36	369	38.38	2.00	TFF 68	4	2.4	7903	591	2.16		
42	320	33.24	2.19			3.1	6168	452	2.77		
51	269	27.41	2.89			4.0	4694	351	3.64		
56	247	25.13	3.15			4.7	4121	302	4.14		
24	568	59.10	1.00			5.1	3744	280	4.56		
28	483	50.22	1.18	TFA 58	4	6.0	3183	238	5.37		
31	431	44.84	1.32	TFAF58	4	7.1	2688	201	6.36		
37	368	38.30	1.54	TF 58	4	1.3	14509	1085	0.78		
39	345	35.87	1.65	TFF 58	4	1.5	12530	937	0.90		
46	291	30.22	1.92			1.7	11059	827	1.03	TFA 128TR78	4
						1.9	9802	733	1.16	TFAF128TR78	4
						2.2	8732	653	1.30	TF 128TR78	4
						2.6	7395	553	1.54	TFF 128TR78	4
						2.8	6673	499	1.70		
						3.3	5777	432	1.97		

## 选型参数表 Selection Table



输出转速 Output speed r/min	输出扭矩 Output torque Nm	传动比 Ratio i	服务系数 Service factor f <sub>s</sub>	机型号 Type Type	极数 Pole p	输出转速 Output speed r/min	输出扭矩 Output torque Nm	传动比 Ratio i	服务系数 Service factor f <sub>s</sub>	机型号 Type Type	极数 Pole p
<b>2.2kW</b>						<b>2.2kW</b>					
1.3	14509	1085	0.78			12	1592	114.45	0.89		
1.5	12530	937	0.90			13	1508	108.46	0.94		
1.7	11059	827	1.03	TFA 128TR78	4	15	1320	94.93	1.07		
1.9	9802	733	1.16	TFAF128TR78	4	17	1189	85.52	1.19		
2.2	8732	653	1.30	TF 128TR78	4	19	1043	75.02	1.36		
2.6	7395	553	1.54	TFF 128TR78	4	20	1005	72.29	1.41		
2.8	6673	499	1.70			21	922	66.28	1.54	TFA 78	4
3.3	5777	432	1.97			24	809	58.16	1.76	TFAF78	4
						26	767	55.12	1.85	TF 78	4
2.2	8559	640	0.85			29	671	48.24	2.12	TFF 78	4
2.5	7489	560	0.97	TFA 108TR78	4	33	604	43.46	2.35		
2.9	6539	489	1.11	TFAF108TR78	4	37	530	38.12	2.68		
3.3	5831	436	1.25	TF 108TR78	4	42	468	33.64	3.04		
3.8	4948	370	1.47	TFF 108TR78	4	48	415	29.82	3.43		
4.3	4453	333	1.63			56	354	25.47	3.89		
3.8	5028	376	0.81	TFA 98TR58	4	24	830	59.70	0.93		
4.9	3851	288	1.06	TFAF98TR58	4	27	731	52.53	1.06		
5.7	3303	247	1.23	TF 98TR58	4	29	690	49.60	1.12		
						34	587	42.23	1.32		
						37	534	38.38	1.38	TFA 68	4
2.8	7076	254.40	1.03	TFA 108	8	43	462	33.24	1.52	TFAF68	4
3.3	5990	215.37	1.21	TFAF108	8	52	389	27.41	2.00	TF 68	4
3.6	5543	199.31	1.31	TF 108	8	57	357	25.13	2.18	TFF 68	4
4.0	4969	178.64	1.46	TFF 108	8	64	313	22.05	2.48		
						68	297	20.90	2.62		
3.7	5344	254.40	1.36	TFA 108	6	78	260	18.29	2.99		
4.4	4524	215.37	1.61	TFAF108	6						
4.7	4187	199.31	1.74	TF 108	6	32	624	44.84	0.91		
5.3	3753	178.64	1.94	TFF 108	6	37	533	38.30	1.06		
						40	499	35.87	1.14	TFA 58	4
5.6	3538	254.40	2.06	TFA 108	4	47	420	30.22	1.33	TFAF58	4
6.6	2995	215.37	2.43	TFAF108	4	57	354	24.96	1.54	TF 58	4
7.1	2772	199.31	2.63	TF 108	4	67	301	21.17	1.89	TFF 58	4
7.9	2484	178.64	2.93	TFF 108	4	74	271	19.11	2.10		
						84	239	16.81	2.38		
4.2	4729	225.10	0.86	TFA 98	6	89	226	15.88	2.52		
4.9	4011	190.95	1.01	TFAF98	6						
5.3	3694	175.83	1.10	TF 98	6	55	358	25.72	1.06		
6.0	3302	157.16	1.23	TFF 98	6	65	310	21.82	1.22		
						72	274	19.70	1.38		
5.1	3870	278.29	1.05			82	241	17.33	1.57	TFA 48	4
5.6	3543	254.79	1.15			87	232	16.36	1.63	TFAF48	4
6.3	3130	225.10	1.30	TFA 98	4	102	194	13.93	1.95	TF 48	4
7.4	2655	190.95	1.53	TFAF98	4	112	180	12.66	2.11	TFF 48	4
8.1	2445	175.83	1.67	TF 98	4	129	153	10.97	2.48		
9.0	2186	157.16	1.86	TFF 98	4	158	125	8.96	2.50		
10	1967	141.47	2.07								
11	1782	128.12	2.29			99	204	14.33	0.93		
						110	183	12.87	1.03		
7.2	2742	197.20	1.03			128	157	11.08	1.14		
7.9	2503	179.97	1.13			136	148	10.42	1.18		
8.9	2220	159.61	1.28			158	127	8.97	1.30	TFA 38	4
11	1866	134.16	1.52			177	114	8.01	1.41	TFAF38	4
12	1715	123.29	1.66			189	107	7.51	1.28	TF 38	4
13	1523	109.49	1.87	TFA 88	4	209	97	6.81	1.37	TFF 38	4
15	1361	97.89	2.09	TFAF88	4	232	87	6.11	1.47		
16	1224	88.01	2.32	TF 88	4	269	75	5.27	1.58		
19	1062	76.39	2.68	TFF 88	4	287	70	4.95	1.62		
21	951	68.40	2.99			333	61	4.26	1.71		
25	789	56.75	3.61			373	54	3.81	1.84		
28	699	50.29	3.99								
31	629	45.22	4.25								

**选型参数表**  
Selection Table

输出转速 Output speed r/min	输出扭矩 Output torque Nm	传动比 Ratio i	服务系数 Service factor f <sub>s</sub>	机型号 Type Type	极数 Pole p	输出转速 Output speed r/min	输出扭矩 Output torque Nm	传动比 Ratio i	服务系数 Service factor f <sub>s</sub>	机型号 Type Type	极数 Pole p
<b>3kW</b>						<b>3kW</b>					
1.2	21846	1198	0.78			34	801	42.23	0.97		
1.5	17506	960	0.97			37	728	38.38	1.01		
1.7	15245	836	1.12			43	630	33.24	1.11	TFA 68	4
1.8	14297	784	1.19	TFA 158TR98	4	52	531	27.41	1.46	TFAF68	4
2.0	12710	697	1.34	TFAF158TR98	4	57	487	25.13	1.59	TF 68	4
2.4	10777	591	1.58	TF 158TR98	4	64	427	22.05	1.82	TFF 68	4
3.1	8411	452	2.03	TFF 158TR98	4	68	405	20.90	1.92		
4.0	6401	351	2.67			78	354	18.29	2.20		
4.7	5620	302	3.04			86	319	16.48	2.44		
5.1	5106	280	3.34			98	280	14.46	2.78		
6.0	4340	238	3.94								
7.1	3665	201	4.66								
1.9	13367	733	0.85	TFA 128TR78	4	57	483	24.96	1.13		
2.2	11908	653	0.95	TFAF128TR78	4	67	410	21.17	1.39		
2.6	10084	553	1.13	TF 128TR78	4	74	370	19.11	1.54	TFA 58	4
2.8	9100	499	1.25	TFF 128TR78	4	84	326	16.81	1.74	TFAF58	4
						89	308	15.88	1.85	TF 58	4
3.3	7951	436	0.91	TFA 108TR78	4	105	262	13.52	2.17	TFF 58	4
3.8	6747	370	1.08	TFAF108TR78	4	116	238	12.29	2.39		
4.3	6072	333	1.20	TF 108TR78	4	133	206	10.64	2.76		
4.9	5307	291	1.37	TFF 108TR78	4						
3.8	7136	254.40	1.02	TFA 108	6	72	374	19.70	1.01		
4.5	6041	215.37	1.20	TFAF108	6	82	329	17.33	1.15	TFA 48	4
4.8	5591	199.31	1.30	TF 108	6	87	317	16.36	1.19	TFAF48	4
5.4	5011	178.64	1.45	TFF 108	6	102	264	13.93	1.43	TF 48	4
						112	245	12.66	1.55	TFF 48	4
5.6	4824	254.40	1.51	TFA 108	4	129	208	10.97	1.82		
6.6	4084	215.37	1.78	TFAF108	4	158	170	8.96	1.84		
7.1	3780	199.31	1.93	TF 108	4						
7.9	3388	178.64	2.15	TFF 108	4	128	215	11.08	0.83		
8.8	3058	161.28	2.38			136	202	10.42	0.87		
						158	174	8.97	0.95		
6.3	4269	225.10	0.95			177	155	8.01	1.04	TFA 38	4
7.4	3621	190.95	1.12			189	145	7.51	0.95	TFAF38	4
8.1	3334	175.83	1.22			209	132	6.81	1.00	TF 38	4
9.0	2980	157.16	1.37	TFA 98	4	232	118	6.11	1.08	TFF 38	4
10	2683	141.47	1.52	TFAF98	4	269	102	5.27	1.16		
11	2430	128.12	1.68	TF 98	4	287	96	4.95	1.18		
12	2154	113.61	1.89	TFF 98	4	333	83	4.26	1.25		
14	1948	102.72	2.09			373	74	3.81	1.34		
14	1869	98.58	2.18								
16	1721	90.77	2.37								
11	2544	134.16	1.12			<b>4kW</b>					
12	2338	123.29	1.21			1.7	20044	836	0.85		
13	2076	109.49	1.37			1.8	18798	784	0.90		
15	1856	97.89	1.53	TFA 88	4	2.1	16712	697	1.02		
16	1669	88.01	1.70	TFAF88	4	2.4	14170	591	1.20	TFA 158TR98	4
19	1449	76.39	1.96	TF 88	4	3.2	11059	452	1.54	TFAF158TR98	4
21	1297	68.40	2.19	TFF 88	4	4.1	8416	351	2.03	TF 158TR98	4
25	1076	56.75	2.64			4.8	7389	302	2.31	TFF 158TR98	4
28	954	50.29	2.92			5.1	6713	280	2.54		
						6.1	5706	238	2.99		
17	1622	85.52	0.87			7.2	4819	201	3.54		
19	1423	75.02	1.00								
20	1371	72.29	1.03			2.6	13259	553	0.85	TFA 128TR78	4
21	1257	66.28	1.13			2.9	11964	499	0.95	TFAF128TR78	4
24	1103	58.16	1.29			3.3	10358	432	1.10	TF 128TR78	4
26	1045	55.12	1.36			3.8	9087	379	1.25	TFF 128TR78	4
29	915	48.24	1.55	TFA 78	4						
33	824	43.46	1.72	TFAF78	4	4.3	7984	333	0.91	TFA 108TR78	4
37	723	38.12	1.97	TF 78	4	4.9	6977	291	1.04	TFAF108TR78	4
42	638	33.64	2.23	TFF 78	4	6.4	5395	225	1.35	TF 108TR78	4
48	565	29.82	2.52								
56	483	25.47	2.85			4.2	8586	172.17	1.32	TFA 128	8
66	415	21.43	3.43			4.6	7723	154.88	1.47	TFAF128	8
						5.7	6301	126.36	1.80	TF 128	8
										TFF 128	8

TF

15

## 选型参数表 Selection Table



输出转速 Output speed r/min	输出扭矩 Output torque Nm	传动比 Ratio i	服务系数 Service factor f <sub>s</sub>	机型号 Type Type	极数 Pole p	输出转速 Output speed r/min	输出扭矩 Output torque Nm	传动比 Ratio i	服务系数 Service factor f <sub>s</sub>	机型号 Type Type	极数 Pole p
<b>4kW</b>						<b>4kW</b>					
5.7	6343	254.40	1.15			68	539	21.17	1.05		
6.7	5370	215.37	1.35			75	487	19.11	1.17		
7.2	4969	199.31	1.46			86	428	16.81	1.33		
8.1	4454	178.64	1.63	TFA 108	4	91	404	15.88	1.41		
8.9	4021	161.28	1.81	TFAF108	4	107	344	13.52	1.65	TFA 58	4
9.8	3653	146.49	1.99	TF 108	4	117	313	12.29	1.82	TFAF58	4
11	3241	129.97	2.25	TFF 108	4	135	271	10.64	2.10	TF 58	4
12	2941	117.94	2.48			155	237	9.31	1.68	TFF 58	4
14	2528	101.38	2.88			176	209	8.19	1.90		
						186	197	7.73	2.02		
						219	168	6.58	2.37		
						241	152	5.98	2.62		
						278	132	5.18	2.98		
8.2	4384	175.83	0.93			<b>5.5kW</b>					
9.2	3919	157.16	1.04			2.4	19484	591	0.87		
10	3527	141.47	1.15			2.8	17011	516	1.00		
11	3194	128.12	1.27			3.2	15206	452	1.12		
13	2833	113.61	1.44	TFA 98	4	4.1	11572	351	1.47	TFA 158TR98	4
14	2561	102.72	1.59	TFAF98	4	4.8	10159	302	1.68	TFAF158TR98	4
15	2458	98.58	1.66	TF 98	4	4.9	9758	296	1.75	TF 158TR98	4
16	2263	90.77	1.80	TFF 98	4	5.1	9231	280	1.85	TFF 158TR98	4
17	2171	87.06	1.88			6.1	7846	238	2.17		
18	2023	81.13	2.01			6.9	6857	208	2.49		
20	1821	73.03	2.24			7.2	6627	201	2.58		
22	1649	66.14	2.47								
13	2730	109.49	1.04			3.4	13879	421	0.82		
15	2441	97.89	1.16	TFA 88	4	3.8	12429	377	0.91	TFA 128TR88	4
16	2194	88.01	1.29	TFAF88	4	4.6	10319	313	1.10	TFAF128TR88	4
19	1905	76.39	1.49	TF 88	4	5.0	9528	289	1.19	TF 128TR88	4
21	1705	68.40	1.67	TFF 88	4	5.5	8572	260	1.32	TFF 128TR88	4
25	1415	56.75	2.01			6.4	7418	225	1.53		
29	1254	50.29	2.22								
32	1127	45.22	2.37			3.3	14242	432	0.80	TFA 128TR78	4
						3.8	12495	379	0.91	TFAF128TR78	4
										TF 128TR78	4
										TFF 128TR78	4
22	1653	66.28	0.86			2.7	18572	270.86	0.92		
25	1450	58.16	0.98			3.3	15113	220.41	1.13		
26	1374	55.12	1.03			4.0	12375	180.48	1.38		
30	1203	48.24	1.18			4.4	11317	165.05	1.51		
33	1084	43.46	1.31	TFA 78	4	5.0	9848	143.62	1.73	TFA 158	8
38	950	38.12	1.50	TFAF78	4	5.7	8690	126.74	1.96	TFAF158	8
43	839	33.64	1.69	TF 78	4	6.6	7534	109.88	2.26	TF 158	8
48	744	29.82	1.91	TFF 78	4	7.4	6703	97.76	2.55	TFF 158	8
57	635	25.47	2.16			8.2	6035	88.01	2.83		
67	546	21.43	2.60			8.9	5519	80.49	3.09		
73	502	19.70	2.83			10	4802	70.04	3.56		
53	698	27.41	1.11			4.2	11805	172.17	0.96	TFA 128	8
57	640	25.13	1.21			4.6	10620	154.88	1.07	TFAF128	8
65	561	22.05	1.38			5.7	8664	126.36	1.31	TF 128	8
69	532	20.90	1.46			6.2	7902	115.24	1.44	TFF 128	8
79	466	18.29	1.67								
87	420	16.48	1.85			6.7	7384	215.37	0.98		
100	368	14.46	2.11	TFA 68	4	7.2	6833	199.31	1.06		
113	325	12.76	2.39	TFAF68	4	8.1	6124	178.64	1.19		
127	288	11.31	2.70	TF 68	4	8.9	5529	161.28	1.31		
149	246	9.66	3.16	TFF 68	4	9.8	5022	146.49	1.45	TFA 108	4
159	231	9.08	2.17			11	4456	129.97	1.63	TFAF108	4
167	219	8.60	2.47			12	4043	117.94	1.80	TF 108	4
191	192	7.53	3.01			14	3476	101.38	2.09	TFF 108	4
212	173	6.78	3.40			16	3170	92.47	2.30		
242	152	5.95	3.81			16	3034	88.49	2.40		
274	134	5.25	4.18			17	2879	83.99	2.53		
309	119	4.66	4.47								
363	101	3.97	4.70								

**选型参数表**  
Selection Table

输出转速 Output speed r/min	输出扭矩 Output torque Nm	传动比 Ratio i	服务系数 Service factor f <sub>s</sub>	机型号 Type Type	极数 Pole p	输出转速 Output speed r/min	输出扭矩 Output torque Nm	传动比 Ratio i	服务系数 Service factor f <sub>s</sub>	机型号 Type Type	极数 Pole p
<b>5.5kW</b>						<b>7.5kW</b>					
11	4392	128.12	0.93			4.7	13878	313	0.82	TFA 128R88	4
13	3895	113.61	1.04			5.1	12814	289	0.88	TFAF128R88	4
14	3522	102.72	1.15			5.6	11528	260	0.98	TF 128R88	4
15	3380	98.58	1.20			6.5	9977	225	1.14	TFF 128R88	4
16	3112	90.77	1.31	TFA 98	4	7.3	8824	199	1.29		
17	2985	87.06	1.36	TFAF98	4	3.3	20608	220.41	0.82		
18	2781	81.13	1.46	TF 98	4	4.0	16875	180.48	1.01		
19	2607	76.04	1.56	TFF 98	4	4.4	15432	165.05	1.10		
20	2504	73.03	1.63			5.0	13429	143.62	1.27		
22	2268	66.14	1.80			5.7	11850	126.74	1.44		
25	2011	58.65	2.03			6.6	10274	109.88	1.66		
27	1818	53.03	2.24			7.4	9141	97.76	1.87	TFA 158	8
						8.2	8229	88.01	2.07	TFAF158	8
16	3017	88.01	0.94			8.9	7526	80.49	2.27	TF 158	8
19	2619	76.39	1.08			10	6549	70.04	2.61	TFF 158	8
21	2345	68.40	1.21			12	5779	61.81	2.95		
25	1946	56.75	1.46			13	5010	53.58	3.41		
29	1724	50.29	1.62	TFA 88	4	15	4457	47.67	3.83		
32	1550	45.22	1.72	TFAF88	4	18	3842	41.09	4.45		
37	1346	39.25	1.91	TF 88	4	3.5	18994	270.86	0.90		
41	1205	35.14	2.05	TFF 88	4	4.4	15456	220.41	1.10		
49	1000	29.16	2.38			5.3	12656	180.48	1.35		
54	928	26.50	3.07			5.8	11574	165.05	1.47		
61	829	23.68	3.43			6.7	10071	143.62	1.69		
						7.6	8888	126.74	1.92	TFA 158	6
30	1654	48.24	0.86			8.7	7705	109.88	2.21	TFAF158	6
33	1490	43.46	0.95			9.8	6855	97.76	2.49	TF 158	6
38	1307	38.12	1.09			11	6172	88.01	2.77	TFF 158	6
43	1153	33.64	1.23			12	5644	80.49	3.02		
48	1022	29.82	1.39	TFA 78	4	14	4912	70.04	3.48		
57	873	25.47	1.57	TFAF78	4	16	4334	61.81	3.94		
67	750	21.43	1.90	TF 78	4	18	3757	53.58	4.55		
73	690	19.70	2.06	TFF 78	4	5.7	11815	126.36	0.96	TFA 128	8
82	612	17.49	2.32			6.2	10775	115.24	1.05	TFAF128	8
92	548	15.64	2.60			7.2	9325	99.73	1.22	TF 128	8
102	492	14.06	2.89			8.2	8228	88.00	1.38	TFF 128	8
118	428	12.21	3.32			5.6	12074	172.17	0.94	TFA 128	6
						6.2	10861	154.88	1.04	TFAF128	6
65	772	22.05	1.00			7.6	8861	126.36	1.28	TF 128	6
69	732	20.90	1.06			8.3	8081	115.24	1.41	TFF 128	6
79	640	18.29	1.21			8.5	7939	172.17	1.43	TFA 128	4
87	577	16.48	1.35			9.4	7142	154.88	1.59	TFAF128	4
100	506	14.46	1.53			12	5826	126.36	1.95	TF 128	4
113	447	12.76	1.74							TFF 128	4
127	396	11.31	1.96	TFA 68	4	8.2	8237	178.64	0.88	TFA 108	4
149	338	9.66	2.30	TFAF68	4	9.1	7437	161.28	0.98	TFAF108	4
159	318	9.08	1.58	TF 68	4	10	6755	146.49	1.08	TF 108	4
167	301	8.60	1.79	TFF 68	4	11	5993	129.97	1.21	TFF 108	4
191	264	7.53	2.19			12	5438	117.94	1.34		
212	237	6.78	2.48			14	4675	101.38	1.56		
242	208	5.95	2.78			16	4264	92.47	1.71		
274	184	5.25	3.04			16	4080	88.49	1.78		
309	163	4.66	3.26			17	3873	83.99	1.88		
363	139	3.97	3.41			20	3436	74.52	2.12		
						22	3118	67.62	2.33		
86	589	16.81	0.96			15	4546	98.58	0.89		
91	556	15.88	1.02			16	4185	90.77	0.97	TFA 98	4
107	473	13.52	1.20			17	4014	87.06	1.01	TFAF98	4
117	430	12.29	1.32	TFA 58	4	18	3741	81.13	1.09	TF 98	4
135	373	10.64	1.52	TFAF58	4	19	3506	76.04	1.16	TFF 98	4
176	287	8.19	1.39	TF 58	4	20	3367	73.03	1.21		
186	271	7.73	1.47	TFF 58	4	22	3050	66.14	1.33		
219	230	6.58	1.73			25	2704	58.65	1.51		
241	209	5.98	1.90								
278	181	5.18	2.17								

TF

17

## 选型参数表 Selection Table



输出转速 Output speed r/min	输出扭矩 Output torque Nm	传动比 Ratio i	服务系数 Service factor f <sub>s</sub>	机型号 Type Type	极数 Pole p	输出转速 Output speed r/min	输出扭矩 Output torque Nm	传动比 Ratio i	服务系数 Service factor f <sub>s</sub>	机型号 Type Type	极数 Pole p
<b>7.5kW</b>						<b>11kW</b>					
28	2445	53.03	1.67			5.1	19425	143.62	0.88	TFA 158	8
32	2072	44.94	1.97	TFA 98	4	5.8	17142	126.74	0.99	TFAF158	8
37	1810	39.26	2.25	TFAF98	4	6.6	14862	109.88	1.15	TF 158	8
43	1613	34.26	2.53	TF 98	4	7.5	13223	97.76	1.29	TFF 158	8
44	1514	32.83	2.69	TFF 98	4	5.3	18562	180.48	0.92		
48	1446	30.70	2.82			5.8	16976	165.05	1.00		
26	2617	56.75	1.08			6.7	14771	143.62	1.15	TFA 158	6
29	2319	50.29	1.20			7.6	13035	126.74	1.31	TFAF158	6
32	2085	45.22	1.28			8.7	11301	109.88	1.51	TF 158	6
37	1810	39.25	1.42			9.8	10055	97.76	1.70	TFF 158	6
42	1620	35.14	1.53	TFA 88	4	11	9052	88.01	1.88		
50	1345	29.16	1.77	TFAF88	4	12	8278	80.49	2.06		
55	1248	26.50	2.28	TF 88	4	5.4	18318	270.86	0.93		
62	1115	23.68	2.55	TFF 88	4	6.6	14906	220.41	1.14		
68	1004	21.32	2.83			8.1	12205	180.48	1.40		
76	909	19.31	3.13			8.8	11162	165.05	1.53	TFA 158	4
85	806	17.12	3.53			10	9713	143.62	1.76	TFAF158	4
94	729	15.48	3.90			12	8571	126.74	1.99	TF 158	4
43	1551	33.64	0.91			13	7431	109.88	2.30	TFF 158	4
49	1375	29.82	1.03			15	6611	97.76	2.58		
57	1174	25.47	1.17			17	5952	88.01	2.87		
68	1009	21.43	1.41			18	5443	80.49	3.14		
74	928	19.70	1.53			21	4737	70.04	3.60		
83	824	17.49	1.72	TFA 78	4	7.6	12996	126.36	0.87	TFA 128	6
93	737	15.64	1.93	TFAF78	4	8.3	11853	115.24	0.96	TFAF128	6
104	662	14.06	2.15	TF 78	4	9.6	10257	99.73	1.11	TF 128	6
120	575	12.21	2.47	TFF 78	4	11	9051	88.00	1.25	TFF 128	6
134	515	10.93	2.76			13	7817	76.00	1.45		
157	438	9.30	2.34			8.5	11643	172.17	0.97		
177	389	8.26	2.63			9.4	10474	154.88	1.08	TFA 128	4
198	348	7.38	2.94			12	8545	126.36	1.33	TFAF128	4
220	313	6.64	3.27			13	7793	115.24	1.46	TF 128	4
253	271	5.76	3.78			15	6745	99.73	1.69	TFF 128	4
283	243	5.16	4.22			17	5951	88.00	1.91		
341	202	4.28	4.75			19	5140	76.00	2.21		
<b>11kW</b>						<b>11kW</b>					
4.8	20041	302	0.85			12	7976	117.94	0.91		
4.9	19250	296	0.88	TFA 158R98	4	14	6856	101.38	1.06		
5.2	18209	280	0.93	TFAF158R98	4	16	6254	92.47	1.16		
6.1	15478	238	1.10	TF 158R98	4	16	5984	88.49	1.21		
7.0	13527	208	1.26	TFF 158R98	4	17	5680	83.99	1.28		
7.3	13071	201	1.30			20	5040	74.52	1.44	TFA 108	4
6.5	14632	225	0.77	TFA 128R88	4	22	4573	67.62	1.59	TFAF108	4
7.3	12941	199	0.88	TFAF128R88	4	25	3931	58.12	1.85	TF 108	4
8.7	10860	167	1.04	TF 128R88	4	29	3431	50.73	2.12	TFF 108	4
				TFF 128R88	4	34	2910	43.03	2.50		
7.6	12938	191.32	3.87	TFA 178	4	39	2543	37.61	2.86		
8.7	11341	167.70	4.41	TFAF178	4	46	2151	31.80	3.39		
				TF 178	4	53	1904	27.57	3.91		
				TFF 178	4	58	1736	25.14	4.29		
8	12408	183.22	2.58	TFA 168	4	22	4473	66.14	0.91		
9.7	10182	150.35	3.14	TFAF168	4	25	3966	58.65	1.03		
12	8284	122.32	3.86	TF 168	4	28	3586	53.03	1.13		
				TFF 168	4	32	3039	44.94	1.34		
						37	2655	39.26	1.53	TFA 98	4
						43	2366	34.26	1.72	TFAF98	4
						44	2220	32.83	1.84	TF 98	4
						48	2120	30.70	1.92	TFF 98	4
						53	1915	27.72	2.13		
						58	1739	25.18	2.34		
						65	1543	22.34	2.64		

**选型参数表**  
Selection Table

TF

19

输出转速 Output speed r/min	输出扭矩 Output torque Nm	传动比 Ratio i	服务系数 Service factor f <sub>B</sub>	机型号 Type Type	极数 Pole p	输出转速 Output speed r/min	输出扭矩 Output torque Nm	传动比 Ratio i	服务系数 Service factor f <sub>B</sub>	机型号 Type Type	极数 Pole p
<b>11kW</b>						<b>15kW</b>					
37	2654	39.25	0.97			9.7	13843	99.73	0.82	TFA 128	6
42	2376	35.14	1.04			11	12215	88.00	0.93	TFAF128	6
50	1972	29.16	1.20			13	10549	76.00	1.08	TF 128	6
55	1830	26.50	1.55	TFA 88	4	14	9802	70.62	1.16	TFF 128	6
62	1636	23.68	1.74	TFAF88	4	15	8940	64.41	1.27		
68	1473	21.32	1.93	TF 88	4	12	11653	126.36	0.97		
76	1334	19.31	2.13	TFF 88	4	13	10627	115.24	1.07	TFA 128	4
85	1182	17.12	2.41			15	9197	99.73	1.23	TFAF128	4
94	1069	15.48	2.66			17	8115	88.00	1.40	TF 128	4
111	906	13.12	3.14			19	7009	76.00	1.62	TFF 128	4
74	1361	19.70	1.04			21	6513	70.62	1.75		
83	1208	17.49	1.17			23	5940	64.41	1.91		
93	1080	15.64	1.31			16	8528	92.47	0.85		
104	971	14.06	1.46			16	8161	88.49	0.89		
120	843	12.21	1.69	TFA 78	4	17	7746	83.99	0.94		
134	755	10.93	1.88	TFAF78	4	20	6872	74.52	1.06		
157	642	9.30	1.59	TF 78	4	22	6236	67.62	1.16	TFA 108	4
177	570	8.26	1.80	TFF 78	4	25	5360	58.12	1.36	TFAF108	4
198	510	7.38	2.01			29	4678	50.73	1.55	TF 108	4
220	459	6.64	2.23			34	3968	43.03	1.83	TFF 108	4
253	398	5.76	2.57			39	3468	37.61	2.10		
283	356	5.16	2.88			46	2933	31.80	2.48		
341	296	4.28	3.24			53	2597	27.57	2.86		
<b>15kW</b>						<b>15kW</b>					
6.1	21106	238	0.81	TFA 158R98	4	58	2368	25.14	3.14		
7.0	18445	208	0.92	TFAF158R98	4	67	2049	21.76	3.63		
7.3	17825	201	0.95	TF 158R98	4	32	4144	44.94	0.98		
				TFF 158R98	4	37	3621	39.26	1.12		
7.6	17642	191.32	2.83			43	3227	34.26	1.26		
8.7	15465	167.70	3.23			44	3028	32.83	1.34		
9.8	13775	149.37	3.62	TFA 178	4	48	2891	30.70	1.41	TFA 98	4
10	13322	144.48	3.75	TFAF178	4	53	2611	27.72	1.56	TFAF98	4
11	12079	131.02	4.13	TF 178	4	58	2372	25.18	1.72	TF 98	4
11	11872	128.69	4.21	TFF 178	4	65	2104	22.34	1.94	TFF 98	4
						72	1909	20.27	2.13		
8	16920	183.22	1.89			84	1641	17.42	2.48		
9.7	13884	150.35	2.3	TFA 168	4	96	1433	15.21	2.85		
12	11296	122.32	2.83	TFAF168	4	113	1215	12.90	3.36		
15	9037	97.86	3.54	TF 168	4	129	1062	11.28	3.66		
17	8037	87.03	3.98	TFF 168	4	55	2496	26.50	1.14		
						62	2230	23.68	1.27		
6.8	19935	143.62	0.85			68	2008	21.32	1.41		
7.7	17592	126.74	0.97	TFA 158	6	76	1819	19.31	1.56		
8.8	15252	109.88	1.12	TFAF158	6	85	1612	17.12	1.76		
9.9	13570	97.76	1.26	TF 158	6	94	1458	15.48	1.95	TFA 88	4
11	12216	88.01	1.39	TFF 158	6	111	1236	13.12	2.30	TFAF88	4
						127	1079	11.46	2.64	TF 88	4
6.6	20326	220.41	0.84			152	902	9.58	3.03	TFF 88	4
8.1	16644	180.48	1.02			176	781	8.29	1.86		
8.8	15221	165.05	1.12			199	692	7.35	2.10		
10	13245	143.62	1.29			220	626	6.65	2.32		
12	11688	126.74	1.46	TFA 158	4	259	530	5.63	2.74		
13	10133	109.88	1.68	TFAF158	4	297	463	4.92	3.13		
15	9015	97.76	1.89	TF 158	4	354	388	4.12	3.57		
17	8116	88.01	2.10	TFF 158	4	<b>18.5kW</b>					
18	7423	80.49	2.30			7.3	21834	201	0.78	TFA 158R98	4
21	6459	70.04	2.64							TFAF 158R98	4
24	5700	61.81	3.00							TF 158R98	4
										TFF 158R98	4

## 选型参数表 Selection Table



输出转速 Output speed r/min	输出扭矩 Output torque Nm	传动比 Ratio i	服务系数 Service factor f <sub>s</sub>	机型号 Type Type	极数 Pole p	输出转速 Output speed r/min	输出扭矩 Output torque Nm	传动比 Ratio i	服务系数 Service factor f <sub>s</sub>	机型号 Type Type	极数 Pole p
<b>18.5kW</b>						<b>18.5kW</b>					
7.6	21880	191.32	2.29			69	2460	21.32	1.15		
8.7	19113	167.70	2.62			76	2228	19.31	1.27		
9.8	16968	149.37	2.95	TFA 178	4	86	1975	17.12	1.44		
10	16455	144.48	3.04	TFAF178	4	95	1786	15.48	1.59		
11	14922	131.02	3.35	TF 178	4	112	1514	13.12	1.88	TFA 88	4
11	14657	128.69	3.41	TFF 178	4	128	1322	11.46	2.15	TFAF88	4
12	13402	117.67	3.73			153	1105	9.58	2.47	TF 88	4
13	12856	112.88	3.89			177	956	8.29	1.52	TFF 88	4
14	11546	101.38	4.33			200	848	7.35	1.71		
						221	767	6.65	1.89		
						261	650	5.63	2.23		
						299	568	4.92	2.55		
						357	475	4.12	2.92		
8	20868	183.22	1.53	TFA 168	4	<b>22kW</b>					
9.7	17124	150.35	1.87	TFAF168	4	7.7	25681	191.32	1.95		
12	13932	122.32	2.3	TF 168	4	8.8	22471	167.70	2.23		
15	11146	97.86	2.87	TFF 168	4	9.8	20178	149.37	2.48		
17	9912	87.03	3.23			10	19435	144.48	2.57	TFA 178	4
19	8635	75.82	3.71			11	17624	131.02	2.84	TFAF178	4
						11	17311	128.69	2.89	TF 178	4
						12	15829	117.67	3.16	TFF 178	4
						12	15184	112.88	3.29		
						13	13637	101.38	3.67		
						15	10269	75.82	3.12		
						16	12218	90.83	4.09		
						17	11459	85.19	4.36		
						8	24816	183.22	1.29		
						9.7	20363	150.35	1.57	TFA 168	4
						12	16568	122.32	1.93	TFAF168	4
						15	13254	97.86	2.41	TF 168	4
						17	11787	87.03	2.71	TFF 168	4
						19	10269	75.82	3.12		
						22	9162	67.65	3.49		
						9.9	19902	97.76	0.85	TFA 158	6
						11	17917	88.01	0.95	TFAF158	6
						12	16386	80.49	1.04	TF 158	6
						14	14259	70.04	1.19	TFF 158	6
						10	19293	143.62	0.88		
						12	17026	126.74	1.00		
						13	14761	109.88	1.15		
						15	13133	97.76	1.30		
						17	11823	88.01	1.44		
						18	10813	80.49	1.58	TFA 158	4
						21	9409	70.04	1.81	TFAF158	4
						24	8303	61.81	2.05	TF 158	4
						27	7198	53.58	2.37	TFF 158	4
						31	6404	47.67	2.67		
						36	5520	41.09	3.09		
						41	4968	36.21	2.10		
						44	4485	33.39	3.81		
						15	13397	99.73	0.85		
						17	11822	88.00	0.96		
						19	10210	76.00	1.11	TFA 128	4
						21	9487	70.62	1.20	TFAF128	4
						23	8653	64.41	1.31	TF 128	4
						26	7488	55.74	1.52	TFF 128	4
						30	6608	49.19	1.72		
						35	5707	42.48	1.99		
37	4435	39.26	0.92								
45	3709	32.83	1.10								
53	3198	27.72	1.27								
58	2905	25.18	1.40	TFA 98	4						
66	2577	22.34	1.58	TFAF98	4						
73	2338	20.27	1.74	TF 98	4						
84	2010	17.42	2.03	TFF 98	4						
97	1755	15.21	2.32								
114	1488	12.90	2.74								
130	1301	11.28	2.99								

TF

20

**选型参数表**  
Selection Table

输出转速	输出扭矩	传动比	服务系数	机型号	极数	输出转速	输出扭矩	传动比	服务系数	机型号	极数
Output speed	Output torque	Ratio	Service factor	Type	Pole	Output speed	Output torque	Ratio	Service factor	Type	Pole
r/min	Nm	i	f <sub>s</sub>	Type	p	r/min	Nm	i	f <sub>s</sub>	Type	p
<b>22kW</b>						<b>30kW</b>					
25	7808	58.12	0.93			19	13922	76.00	0.81		
29	6815	50.73	1.07			21	12937	70.62	0.88		
34	5780	43.03	1.26	TFA 108	4	23	11799	64.41	0.96		
39	5052	37.61	1.44	TFAF108	4	26	10211	55.74	1.11	TFA 128	4
46	4272	31.80	1.70	TF 108	4	30	9011	49.19	1.26	TFAF128	4
53	3782	27.57	1.96	TFF 108	4	35	7782	42.48	1.46	TF 128	4
58	3449	25.14	2.15			39	6882	37.57	1.65	TFF 128	4
68	2985	21.76	2.49			47	5785	31.58	1.97		
77	2634	19.20	2.82			58	4671	25.50	2.44		
53	3803	27.72	1.07			68	4032	21.55	2.82		
58	3455	25.18	1.18			77	3556	19.01	2.93		
66	3065	22.34	1.33	TFA 98	4						
73	2781	20.27	1.46	TFAF98	4	34	7882	43.03	0.92		
84	2390	17.42	1.70	TF 98	4	39	6890	37.61	1.05		
97	2087	15.21	1.95	TFF 98	4	46	5825	31.80	1.25	TFA 108	4
114	1770	12.90	2.30			53	5158	27.57	1.44	TFAF108	4
130	1548	11.28	2.51			58	4703	25.14	1.58	TF 108	4
						68	4071	21.76	1.82	TFF 108	4
						77	3592	19.20	2.07		
69	2925	21.32	0.97			89	3102	16.58	2.40		
76	2649	19.31	1.07			100	2744	14.67	2.65		
86	2349	17.12	1.21			119	2307	12.33	2.88		
95	2124	15.48	1.34	TFA 88	4	148	1863	9.96	3.31		
112	1800	13.12	1.58	TFAF88	4						
128	1572	11.46	1.81	TF 88	4	66	4179	22.34	0.97		
153	1314	9.58	2.08	TFF 88	4	73	3792	20.27	1.07		
177	1137	8.29	1.27			84	3259	17.42	1.25		
200	1008	7.35	1.44			97	2846	15.21	1.43	TFA 98	4
221	912	6.65	1.59			114	2413	12.90	1.69	TFAF98	4
261	772	5.63	1.88			130	2110	11.28	1.84	TF 98	4
299	675	4.92	2.15			162	1695	9.06	1.32	TFF 98	4
357	565	4.12	2.45			179	1538	8.22	1.45		
						208	1323	7.07	1.69		
						238	1154	6.17	1.85		
						281	978	5.23	2.08		
						322	855	4.57	2.27		
<b>30kW</b>						<b>37kW</b>					
7.7	35020	191.32	1.43			7.7	43191	191.32	1.16		
8.8	30642	167.70	1.63			8.8	37792	167.70	1.32		
9.8	27515	149.37	1.82			9.9	33593	149.37	1.49		
10	26503	144.48	1.89			10	32466	144.48	1.54	TFA 178	4
11	24033	131.02	2.08	TFA 178	4	11	29440	131.02	1.70	TFAF178	4
11	23606	128.69	2.12	TF 178	4	12	28918	128.69	1.73	TF 178	4
12	21585	117.67	2.32	TFF 178	4	13	26442	117.67	1.89	TFF 178	4
13	20705	112.88	2.41			13	25364	112.88	1.97		
15	18597	101.38	2.69			15	22781	101.38	2.19		
16	16661	90.83	3.00			16	20410	90.83	2.45		
17	15626	85.19	3.20			17	19142	85.19	2.61		
18	14604	79.61	3.42			19	17890	79.61	2.79		
20	13463	73.39	3.71			20	16492	73.39	3.03		
9.7	27768	150.35	1.15			12	27864	122.32	1.15		
12	22592	122.32	1.42			15	22291	97.86	1.44		
15	18074	97.86	1.77	TFA 168	4	17	19824	87.03	1.61		
17	16074	87.03	1.99	TFAF168	4	19	17271	75.82	1.85		
19	14003	75.82	2.29	TF 168	4	22	15410	67.65	2.08	TFA 168	4
22	12494	67.65	2.56	TFF 168	4	25	13134	57.66	2.44	TFAF168	4
25	10850	57.66	3			28	11778	51.71	2.72	TF 168	4
28	9550	51.71	3.35			31	10883	47.78	2.94	TFF 168	4
						32	10474	45.98	3.06		
						36	9288	40.77	3.45		
13	20128	109.88	0.84								
15	17908	97.76	0.95			12	27864	122.32	1.15		
17	16122	88.01	1.06			15	22291	97.86	1.44		
18	14745	80.49	1.15	TFA 158	4	17	19824	87.03	1.61		
21	12830	70.04	1.33	TFAF158	4	19	17271	75.82	1.85		
24	11323	61.81	1.51	TF 158	4	22	15410	67.65	2.08	TFA 168	4
27	9815	53.58	1.74	TFF 158	4	25	13134	57.66	2.44	TFAF168	4
31	8732	47.67	1.95			28	11778	51.71	2.72	TF 168	4
36	7527	41.09	2.27			31	10883	47.78	2.94	TFF 168	4
						32	10474	45.98	3.06		
						36	9288	40.77	3.45		

TF  
21

## 选型参数表 Selection Table



输出转速 Output speed r/min	输出扭矩 Output torque Nm	传动比 Ratio i	服务系数 Service factor f <sub>s</sub>	机型号 Type Type	极数 Pole p	输出转速 Output speed r/min	输出扭矩 Output torque Nm	传动比 Ratio i	服务系数 Service factor f <sub>s</sub>	机型号 Type Type	极数 Pole p
<b>37kW</b>						<b>45kW</b>					
17	19750	88.01	0.86			21	19115	70.04	0.89		
18	18062	80.49	0.94			24	16869	61.81	1.01		
21	15717	70.04	1.08			28	14623	53.58	1.16	TFA 158	4
24	13870	61.81	1.23	TFA 158	4	31	13010	47.67	1.31	TFAF158	4
28	12023	53.58	1.42	TFAF158	4	36	11214	41.09	1.52	TF 158	4
31	10697	47.67	1.59	TF 158	4	41	10093	36.21	1.03	TFF 158	4
36	9221	41.09	1.85	TFF 158	4	44	9113	33.39	1.87		
41	8298	36.21	1.25			51	8075	28.97	2.00		
44	7493	33.39	2.28			52	7729	26.32	2.21		
51	6639	28.97	2.43								
52	6355	28.32	2.69								
27	12508	55.74	0.91			30	13425	49.19	0.84		
30	11038	49.19	1.03			35	11594	42.48	0.98		
35	9533	42.48	1.19			39	10254	37.57	1.11		
39	8431	37.57	1.35			47	8619	31.58	1.32		
47	7087	31.58	1.60			58	6959	25.50	1.63		
58	5722	25.50	1.99	TFA 128	4	69	6007	21.55	1.89	TFA 128	4
69	4939	21.55	2.30	TFAF128	4	78	5299	19.01	1.97	TFAF128	4
78	4357	19.01	2.39	TF 128	4	90	4593	16.48	2.27	TF 128	4
90	3777	16.48	2.76	TFF 128	4	101	4089	14.67	2.55	TFF 128	4
101	3362	14.67	3.10			117	3523	12.64	2.69		
117	2897	12.64	3.27			144	2863	10.27	3.15		
144	2354	10.27	3.83			167	2470	8.86	2.69		
167	2030	8.86	3.27			188	2196	7.88	2.59		
188	1806	7.88	3.15			218	1895	6.80	3.50		
						268	1539	5.52	3.70		
54	6318	27.57	1.17			54	7685	27.57	0.96		
59	5761	25.14	1.29			59	7007	25.14	1.06		
68	4987	21.76	1.49			68	6065	21.76	1.22		
77	4400	19.20	1.69			77	5352	19.20	1.39		
89	3800	16.58	1.96	TFA 108	4	89	4621	16.58	1.61	TFA 108	4
101	3362	14.67	2.17	TFAF108	4	101	4089	14.67	1.78	TFAF108	4
120	2826	12.33	2.35	TF 108	4	120	3437	12.33	1.93	TF 108	4
149	2283	9.96	2.70	TFF 108	4	149	2776	9.96	2.22	TFF 108	4
153	2221	9.69	2.10			153	2701	9.69	1.72		
177	1918	8.37	2.37			177	2333	8.37	1.95		
200	1696	7.40	2.57			200	2063	7.40	2.11		
238	1425	6.22	3.06			238	1734	6.22	2.52		
<b>45kW</b>						<b>55kW</b>					
10	39486	144.48	1.27			11	43763	131.02	1.14		
11	35806	131.02	1.40			12	42986	128.69	1.16		
12	35170	128.69	1.42			13	39306	117.67	1.27		
13	32159	117.67	1.55	TFA 178	4	13	37703	112.88	1.33		
13	30848	112.88	1.62	TFAF178	4	15	33863	101.38	1.48	TFA 178	4
15	27706	101.38	1.80	TF 178	4	16	30339	90.83	1.65	TFAF178	4
16	24823	90.83	2.01	TFF 178	4	17	28455	85.19	1.76	TF 178	4
17	23281	85.19	2.15			19	26593	79.61	1.88	TFF 178	4
19	21758	79.61	2.30			20	24515	73.39	2.04		
20	20058	73.39	2.49			22	22911	68.59	2.18		
						23	21226	63.54	2.36		
						26	18660	55.86	2.68		
						31	16076	48.13	3.11		
15	27111	97.86	1.18			17	29468	87.03	1.09		
17	24110	87.03	1.33			19	25673	75.82	1.25		
19	21005	75.82	1.52			22	22906	67.65	1.4		
22	18741	67.65	1.71	TFA 168	4	25	19524	57.66	1.64	TFA 168	4
25	15974	57.66	2	TFAF168	4	28	17508	51.71	1.83	TFAF168	4
28	14324	51.71	2.23	TF 168	4	31	16177	47.78	1.98	TF 168	4
31	13236	47.78	2.42	TFF 168	4	32	15570	45.98	2.06	TF 168	4
32	12739	45.98	2.51			36	13806	40.77	2.32	TFF 168	4
36	11296	40.77	2.83			41	12103	35.74	2.64		
41	9902	35.74	3.23			48	10316	30.47	3.1		
						52	9539	28.17	3.35		



## 选型参数表 Selection Table



输出转速 Output speed r/min	输出扭矩 Output torque Nm	传动比 Ratio i	服务系数 Service factor f <sub>s</sub>	机型号 Type Type	极数 Pole P	输出转速 Output speed r/min	输出扭矩 Output torque Nm	传动比 Ratio i	服务系数 Service factor f <sub>s</sub>	机型号 Type Type	极数 Pole P
<b>110kW</b>						<b>160kW</b>					
32	31140	45.98	1.03			48	30010	30.47	1.07		
36	27613	40.77	1.16			52	27750	28.17	1.15		
41	24205	35.74	1.32			58	24865	25.24	1.29		
48	20632	30.47	1.55	TFA 168	4	68	21221	21.54	1.51	TFA 168	4
52	19078	28.17	1.68	TFAF168	4	82	17577	17.84	1.76	TFAF168	4
58	17095	25.24	1.87	TF 168	4	103	14285	14.21	2.03	TF 168	4
68	14590	21.54	2.19	TFF 168	4	119	12368	12.3	2.34	TFF 168	4
82	12084	17.84	2.57			142	10307	10.25	2.72		
103	9821	14.21	2.95			167	8788	8.74	3.07		
119	8503	12.3	3.41								
52	18830	28.32	0.90			87	16860	17.07	1.01	TFA 158	4
66	15238	22.44	1.12	TFA 158	4	105	13966	14.14	1.15	TFAF158	4
74	13594	20.02	1.18	TFAF158	4	123	11921	12.07	1.27	TF 158	4
87	11591	17.07	1.47	TF 158	4					TFF 158	4
105	9602	14.14	1.68	TFF 158	4						
123	8196	12.07	1.85								
<b>132kW</b>						<b>200kW</b>					
26	44784	55.86	1.12			37	49122	40.44	1.02		
31	38583	48.13	1.30			42	42321	34.84	1.18		
37	32421	40.44	1.54			49	36642	30.17	1.36		
42	27932	34.84	1.79	TFA 178	4	59	30535	25.14	1.64	TFA 178	4
49	24184	30.17	2.07	TFAF178	4	69	26035	21.43	1.92	TFAF178	4
59	20153	25.14	2.48	TF 178	4	83	22130	17.85	1.98	TF 178	4
69	17183	21.43	2.91	TFF 178	4	96	19066	15.38	2.30	TFF 178	4
83	14606	17.85	3.01			112	16388	13.22	2.53		
96	12583	15.38	3.49			129	14235	11.41	2.91		
112	10816	13.22	3.83			152	12035	9.64	3.44		
41	29047	35.74	1.1			58	31082	25.24	1.03		
48	24758	30.47	1.29			68	26527	21.54	1.21	TFA 168	4
52	22893	28.17	1.4	TFA 168	4	82	21971	17.84	1.41	TFAF168	4
58	20514	25.24	1.56	TFAF168	4	103	17856	14.21	1.62	TF 168	4
68	17508	21.54	1.83	TF 168	4	119	15460	12.3	1.88	TFF 168	4
82	14501	17.84	2.14	TFF 168	4	142	12883	10.25	2.17		
103	11785	14.21	2.46			167	10985	8.74	2.46		
119	10204	12.3	2.84								
142	8503	10.25	3.29			87	21075	17.07	0.81	TFA 158	4
						105	17458	14.14	0.92	TFAF158	4
66	18285	22.44	0.93	TFA 158	4	123	14902	12.07	1.01	TF 158	4
74	16313	20.02	0.99	TFAF158	4					TFF 158	4
87	13909	17.07	1.22	TF 158	4						
105	11522	14.14	1.40	TFF 158	4						
123	9835	12.07	1.54								
<b>160kW</b>											
31	46767	48.13	1.07								
37	39298	40.44	1.27								
42	33857	34.84	1.48								
49	29314	30.17	1.71	TFA 178	4						
59	24428	25.14	2.05	TFAF178	4						
69	20828	21.43	2.40	TF 178	4						
83	17704	17.85	2.48	TFF 178	4						
96	15253	15.38	2.88								
112	13110	13.22	3.16								
129	11388	11.41	3.64								

**选型参数表**  
Selection Table

Mamax Permissible torque Nm	输出转速 Output speed r/min	传动比 Ratio i	机型号 Type Type	功率 Power kW/4p	Mamax Permissible torque Nm	输出转速 Output speed r/min	传动比 Ratio i	机型号 Type Type	功率 Power kW/4p
200	5.3	261	TFA 38TR18 TFAF38TR18 TF 38TR18 TFF 38TR18	0.18	820	2.8	497	TFA 68TR38 TFAF68TR38 TF 68TR38 TFF 68TR38	0.37
	6.0	230				3.1	454		
	6.9	201				3.3	427		
	8.2	170				3.5	392		
	8.3	168	3.7	375					
	9.1	153	4.2	333					
	10	133	4.2	331					
11	129	4.7	298						
400	2.5	566	TFA 48TR18 TFAF48TR18 TF 48TR18 TFF 48TR18	0.18	1500	4.7	297	TFA 78TR38 TFAF78TR38 TF 78TR38 TFF 78TR38	0.55
	2.9	477				5.3	261		
	3.1	445				5.4	258		
	3.6	389				5.8	238		
	4.0	346				7.0	200		
	4.1	337				7.2	194		
	4.6	304				0.69	2024		
	4.6	301				0.80	1729		
	4.7	293				0.90	1543		
	4.9	285				1.0	1354		
	6.0	230				1.2	1196		
6.1	227	1.3	1050						
6.4	216	1.5	907						
7.2	192	1.7	810						
7.4	188	2.0	710						
7.9	177	2.3	607						
8.0	173	2.6	525						
9.4	148	3.0	469						
9.5	146	3.4	411						
11	130	3.8	366						
11	129	4.5	312						
600	1.6	856	TFA 58TR38 TFAF58TR38 TF 58TR38 TFF 58TR38	0.18	3000	0.33	4245	TFA 88TR58 TFAF88TR58 TF 88TR58 TFF 88TR58	0.18
	1.9	739				0.37	3721		
	2.1	666				0.43	3244		
	2.5	560				0.48	2881		
	2.5	549				0.54	2575		
	2.7	508				0.63	2200		
	2.9	483				0.72	1930		
	3.1	453				0.81	1710		
	3.3	426				0.93	1493		
	3.6	387				1.1	1272		
	3.6	382				1.2	1130		
	4.2	330				1.4	992		
	4.7	298				1.6	878		
	5.3	262				1.7	800		
	5.5	255				2.0	692		
6.2	226	2.3	620						
7.0	200	2.7	514						
7.2	194	3.1	456						
7.7	181	4.1	340						
8.4	166	0.21	6535						
9.1	152	0.25	5646						
10	134	0.28	4988						
820	1.2	1135	TFA 68TR38 TFAF68TR38 TF 68TR38 TFF 68TR38	0.18	4300	0.32	4357	TFA 98TR58 TFAF98TR58 TF 98TR58 TFF 98TR58	0.25
	1.4	970				0.35	3928		
	1.6	865				0.41	3429		
	1.6	858				0.48	2923		
	1.9	738				0.54	2567		
	1.9	722				0.61	2269		
	2.2	626				0.64	2176		
	2.5	565				0.70	1990		
	2.6	527							

表上所配功率均有超载,按实际条件确定的转矩不得大于减速机额定转矩。

The power are all overload in the table. The decided torque according to operating condition should not more than gear units' nominal torque.

TF

25

## 选型参数表 Selection Table

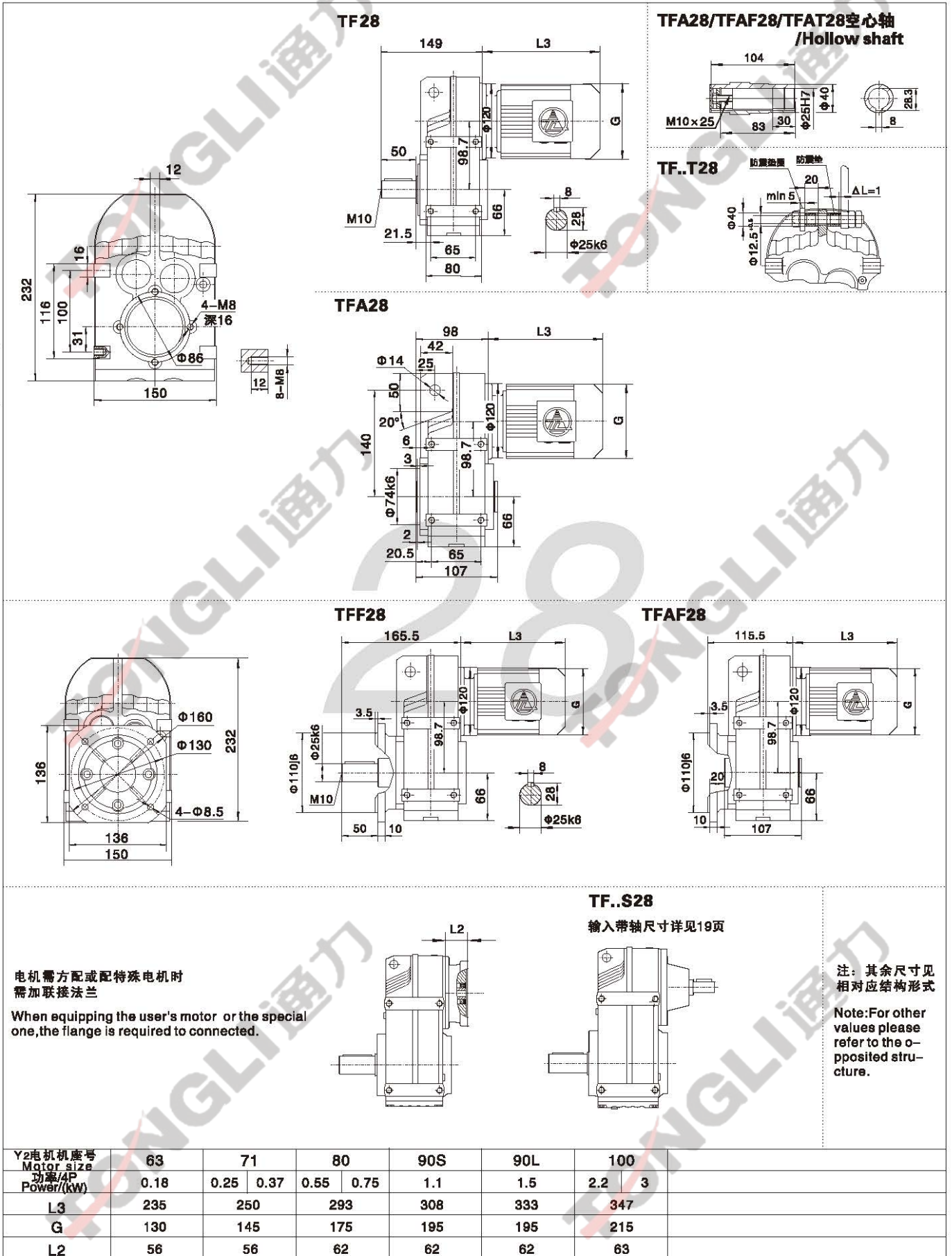


Mamax Permissible torque Nm	输出转速 Output speed r/min	传动比 Ratio i	机型号		功率 Power kW/4p	Mamax Permissible torque Nm	输出转速 Output speed r/min	传动比 Ratio i	机型号		功率 Power kW/4p	
			Type	Type					Type	Type		
<b>4300</b>	0.80	1740			0.55	<b>12000</b>	0.86	1619			1.5	
	0.90	1543					1.0	1401				
	1.0	1358					1.2	1229				
	1.2	1182			0.75		1.3	1085				
	1.3	1033					1.5	937				
	1.6	890			1.1		1.7	827			TFA 128TR78	
	1.8	789					1.9	733			TFAF128TR78	
	2.0	694					2.2	653			TF 128TR78	
	2.3	611			1.5		2.6	553			TFF 128TR78	
	2.6	534					2.9	499				
	3.0	473			2.2		3.3	432				
	3.6	399					3.8	379				
	3.8	376			3		3.0	487				
	4.9	288					3.4	421				
5.7	247		3.8	377	TFA 128TR88							
<b>7680</b>	0.12	11348			0.18	<b>18000</b>	4.7	313			7.5	
	0.14	10073					5.1	289				TFAF128TR88
	0.16	8649					5.6	260				TF 128TR88
	0.18	7674			0.25		7.3	199			TFF 128TR88	
	0.21	6650					0.04	31837				
	0.24	5716			0.37		0.05	26509				
	0.27	5225					0.06	23765				
	0.30	4567			0.55		0.07	20471				
	0.40	3479					0.08	18213				
	0.46	3038			0.75		0.08	16568				
	0.50	2757					0.10	13927				
	0.59	2370			1.1		0.11	12391				
	0.67	2068					0.19	7155				
	0.76	1826			1.5		0.22	6366				
	0.88	1597					0.25	5543				
	0.99	1418			2.2		0.14	10162				
	1.1	1245					0.15	9136				
	1.3	1087			3		0.17	8129				
	1.5	950					0.18	7155				
1.7	817	4	0.28	4956								
1.9	736		0.34	4176								
2.2	640	1.1	0.49	2853								
2.5	560		0.57	2459	TFA 158TR98							
2.9	489	1.5	0.63	2213	TFAF158TR98							
3.3	436		0.39	3648	TF 158TR98							
3.9	370	2.2	0.44	3246	TFF 158TR98							
4.3	333		0.72	1969								
<b>12000</b>	0.08	16787			0.18	<b>18000</b>	0.83	1717			3	
	0.09	14839					0.97	1457				
	0.11	13013					1.1	1317				
	0.12	11766			0.25		1.2	1198				
	0.14	10271					1.5	960				
	0.16	8901			0.37		1.7	836				
	0.18	7714					1.8	784				
	0.21	6768			0.55		2.1	697				
	0.23	5972					2.4	591				
	0.27	5077			0.75		2.8	516				
	0.31	4479					3.2	452				
	0.36	3869			1.1		4.8	302				
	0.41	3404					4.9	296				
	0.47	2954			1.5		5.2	280				
	0.52	2694					6.1	238				
	0.59	2376			1.8.5		7.0	208				
	0.68	2054					7.3	201				
	0.78	1797										

**TF**  
**26**

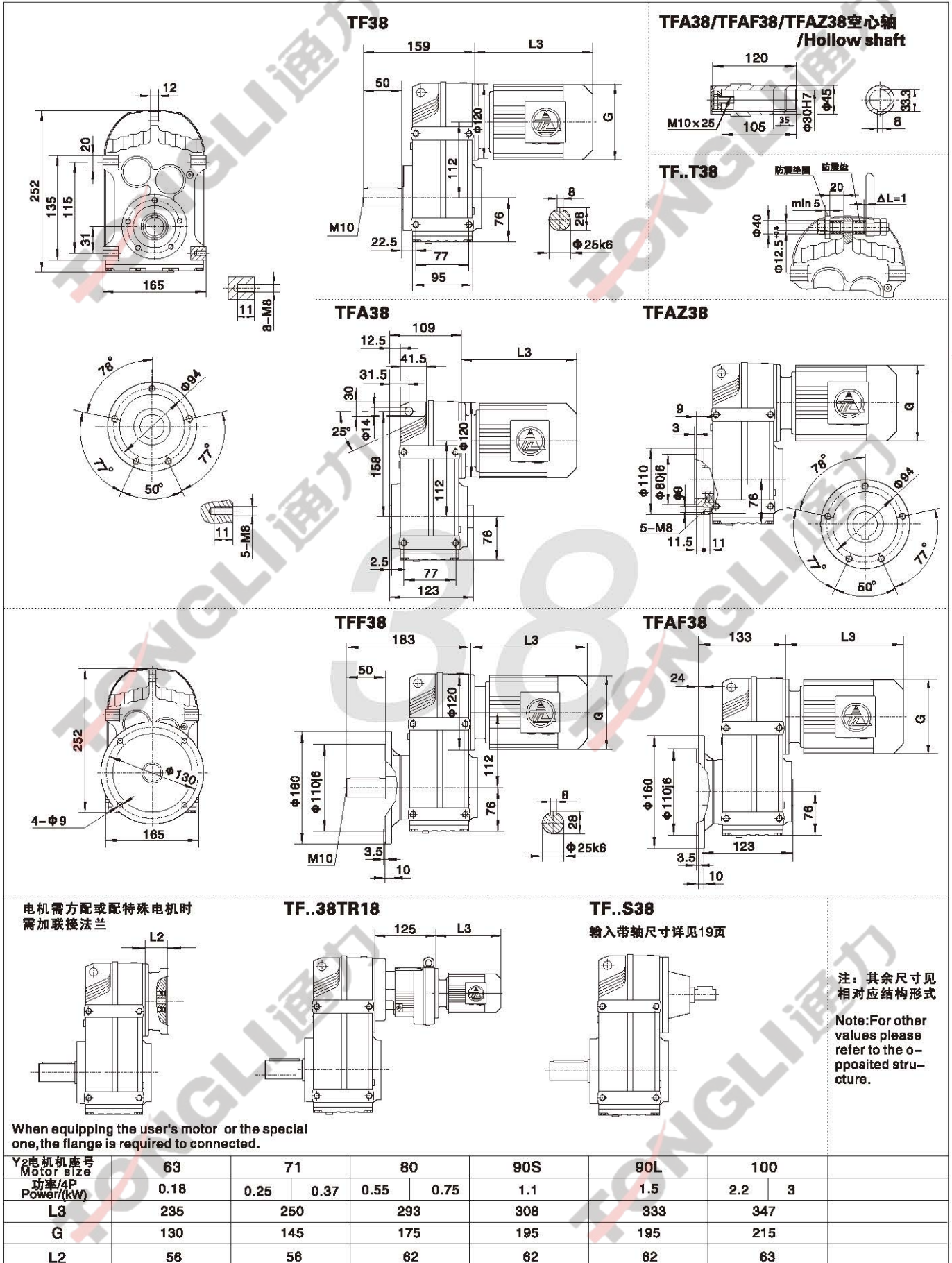
表上所配功率均有超载,按实际条件确定的转矩不得大于减速机额定转矩。

The power are all overload in the table. The decided torque according to operating condition should not more than gear units' nominal torque.



注:1.以上壳体为通用件,安装尺寸均可相互参照 2."TF.."表示TF、TFA、TFF、TFAF、TFAZ  
 Note:1.The above housings are common parts.The mounting dimensions may consult each other. 2."TF.."mean TF、TFA、TFF、TFAF、TFAZ

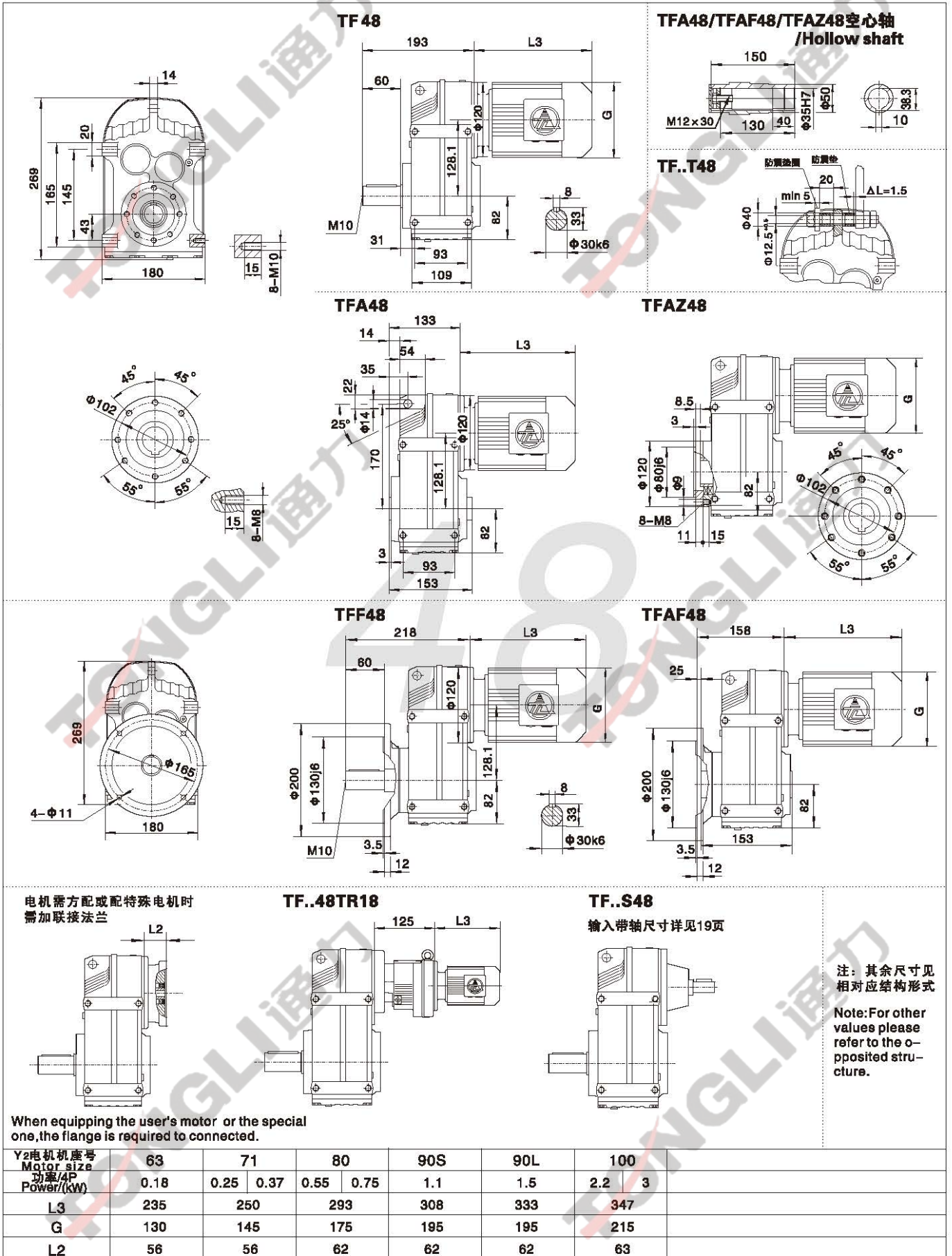
# 外形安装尺寸 Mounting Dimension Sheets—overview



注: 1. 以上壳体为通用件, 安装尺寸均可相互参照 2. "TF.."表示TF、TFA、TFF、TFAF、TFAZ 3. 带锁紧盘式, 详见TK(40-41)页 4. 花键轴, 详见TK(42-43)  
 Note: 1. The above housings are common parts. The mounting dimensions may consult each other. 2. "TF.."mean TF、TFA、TFF、TFAF、TFAZ  
 3. Hollow shaft output with shrink disk, see P TK(40-41) for detail.

外形安装尺寸  
 Mounting Dimension Sheets—overview

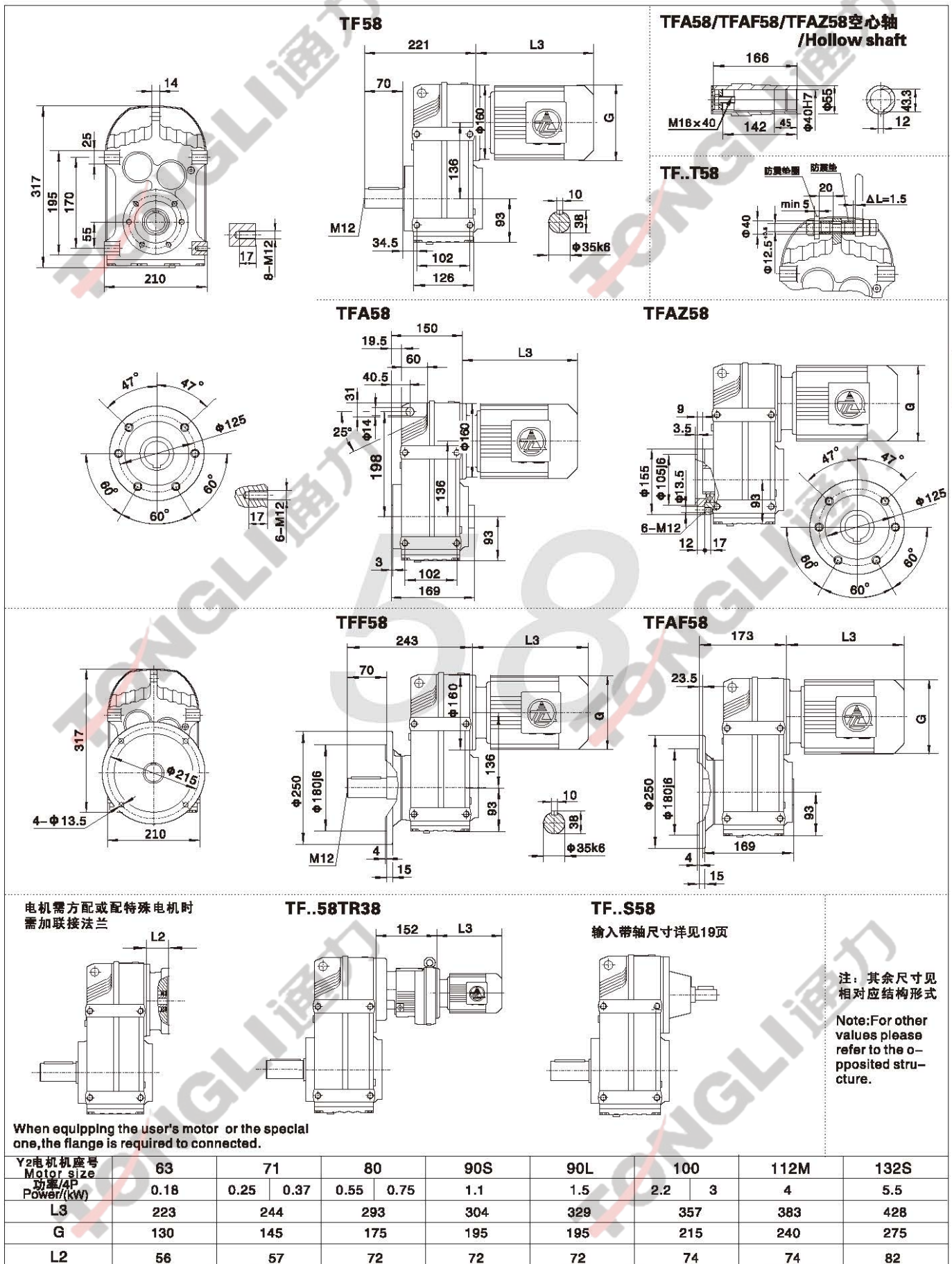
TF  
 29



注：其余尺寸见  
 相对应结构形式  
 Note: For other  
 values please  
 refer to the o-  
 pposeded stru-  
 cture.

注:1.以上壳体为通用件,安装尺寸均可相互参照 2."TF.."表示TF、TFA、TFF、TFAF、TFAZ 3.带锁紧盒式,详见TK(40-41)页 4.花键轴,详见TK(42-43)  
 Note:1.The above housings are common parts.The mounting dimensions may consult each other. 2."TF.."mean TF、TFA、TFF、TFAF、TFAZ  
 3.Hollow shaft output with shrink disk, see P TK(40-41) for detail.

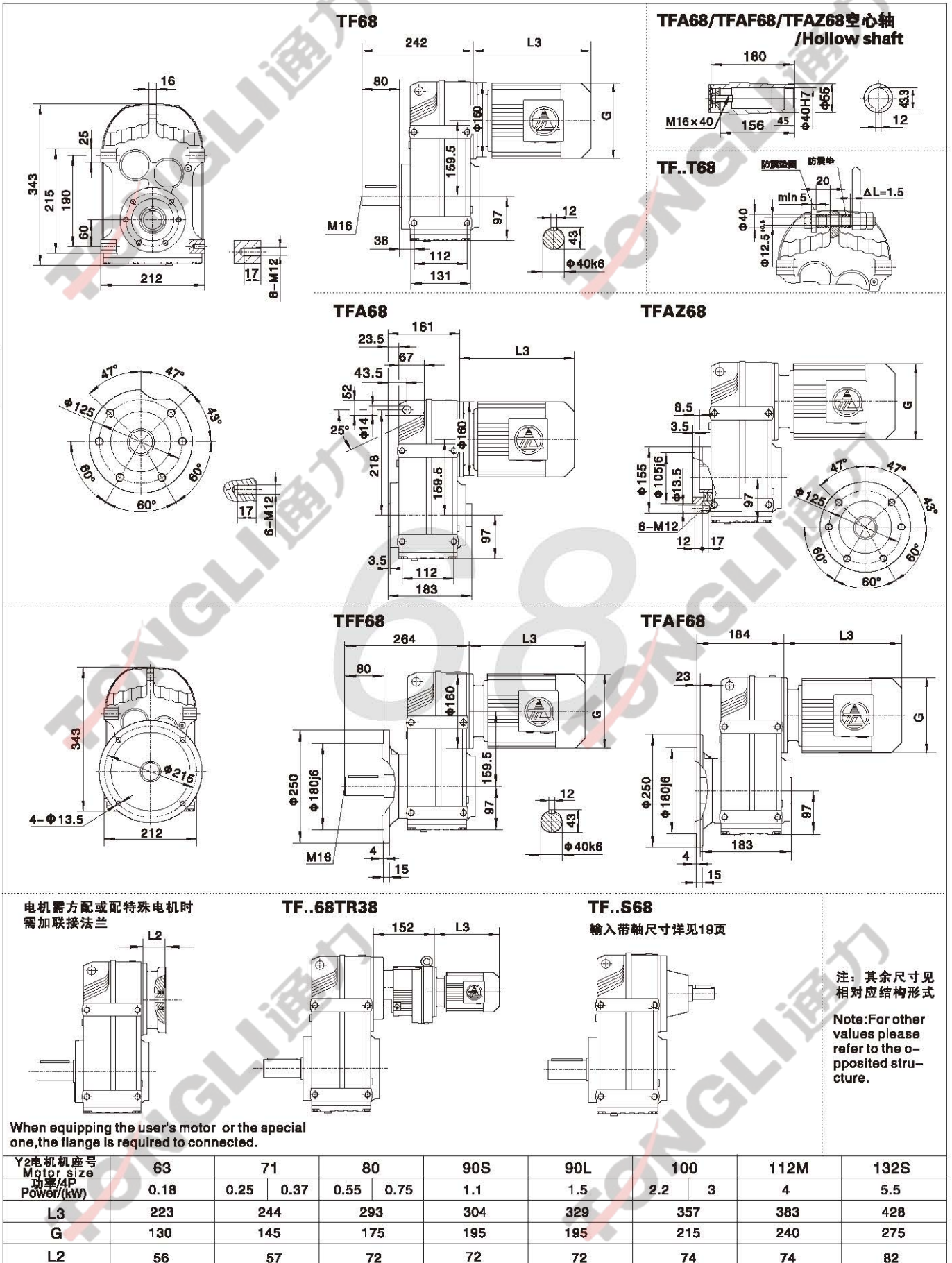
# 外形安装尺寸 Mounting Dimension Sheets—overview



注: 1. 以上壳体为通用件, 安装尺寸均可相互参照 2. "TF.."表示TF、TFA、TFF、TFAF、TFAZ 3. 带锁紧盘式, 详见TK(40-41)页 4. 花键轴, 详见TK(42-43)  
Note: 1. The above housings are common parts. The mounting dimensions may consult each other. 2. "TF.."mean TF、TFA、TFF、TFAF、TFAZ  
3. Hollow shaft output with shrink disk, see P TK(40-41) for detail.

外形安装尺寸  
Mounting Dimension Sheets—overview

TF  
31

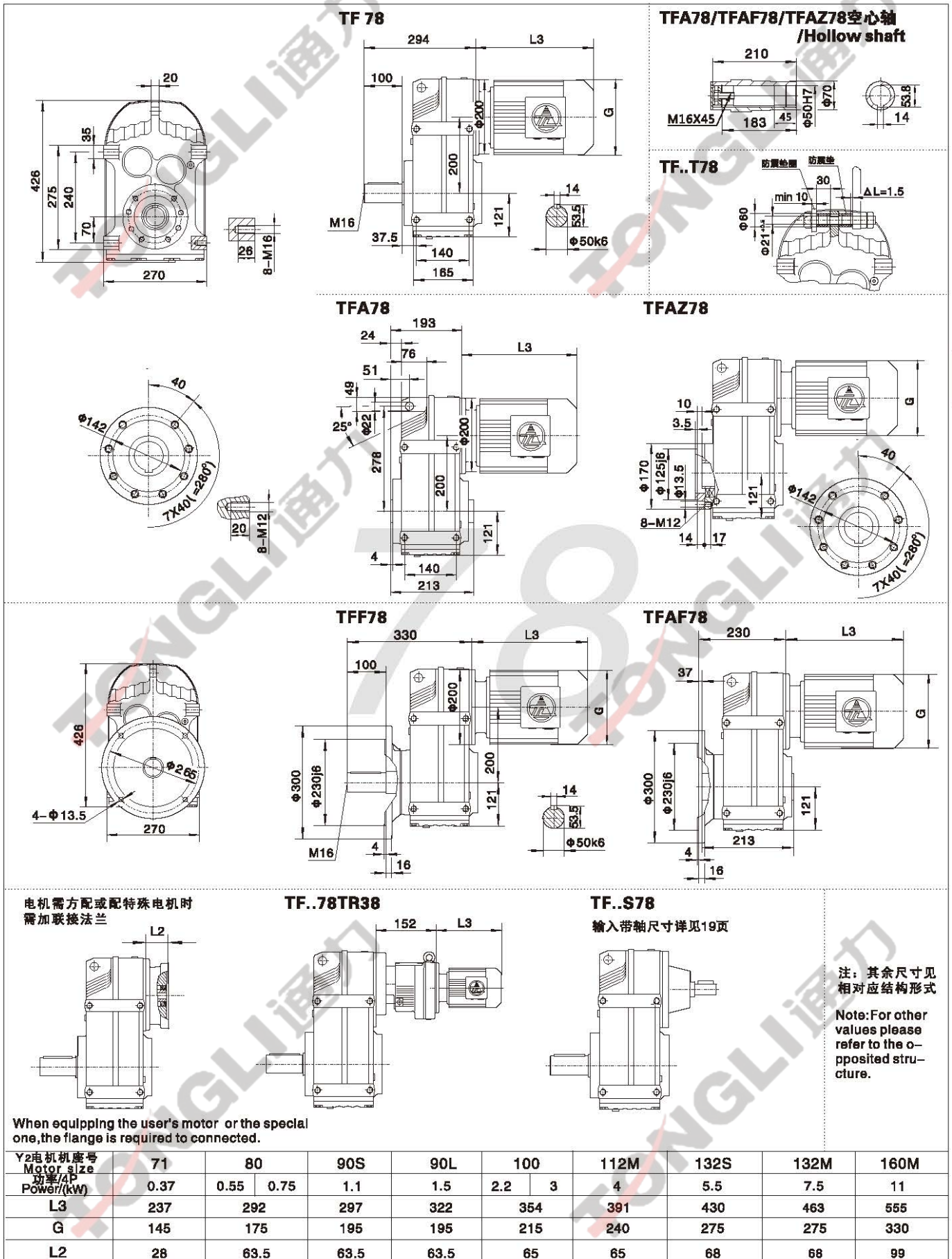


注：其余尺寸见  
相对应结构形式

Note: For other values please refer to the opposed structure.

注:1.以上壳体为通用件,安装尺寸均可相互参照 2."TF.."表示TF、TFA、TFF、TFAF、TFAZ 3.带锁紧盖式,详见TK(40-41)页 4、花键轴,详见TK(42-43)  
Note:1.The above housings are common parts.The mounting dimensions may consult each other. 2."TF.."mean TF、TFA、TFF、TFAF、TFAZ  
3.Hollow shaft output with shrink disk, see P TK(40-41) for detail.

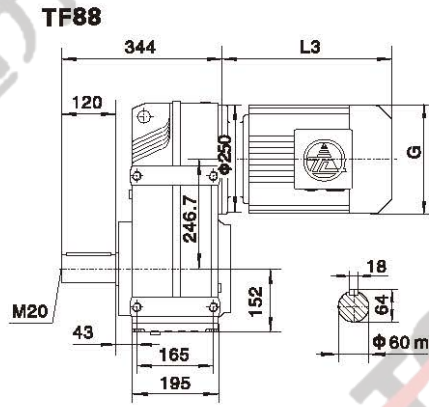
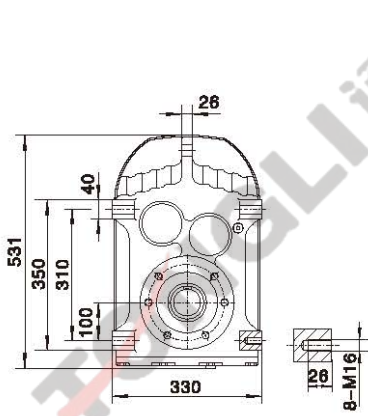
# 外形安装尺寸 Mounting Dimension Sheets—overview



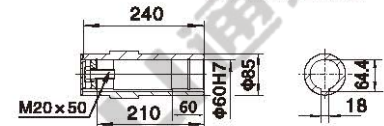
注:1.以上壳体为通用件,安装尺寸均可相互参照 2."TF.."表示TF、TFA、TFF、TFAF、TFAZ 3.带锁紧盘式,详见TK(40-41)页 4.花键轴,详见TK(42-43)  
Note:1.The above housings are common parts.The mounting dimensions may consult each other. 2."TF.."mean TF、TFA、TFF、TFAF、TFAZ  
3.Hollow shaft output with shrink disk, see P TK(40-41) for detail.

外形安装尺寸  
 Mounting Dimension Sheets—overview

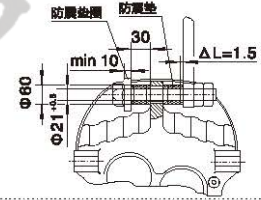
TF  
 33



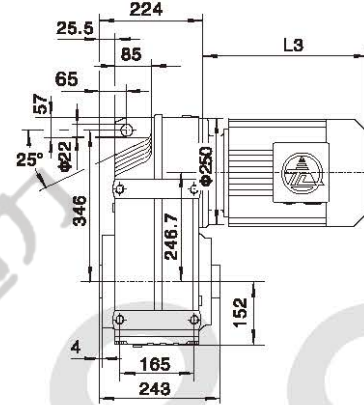
TFA88/TFAF88/TF88空心轴  
 /Hollow shaft



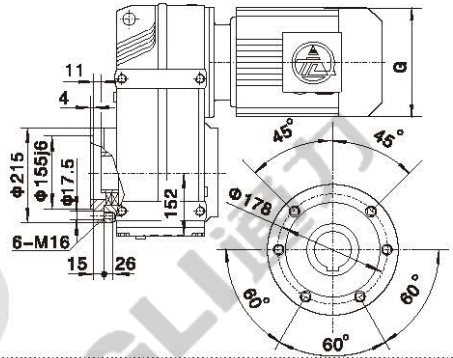
TF..T88



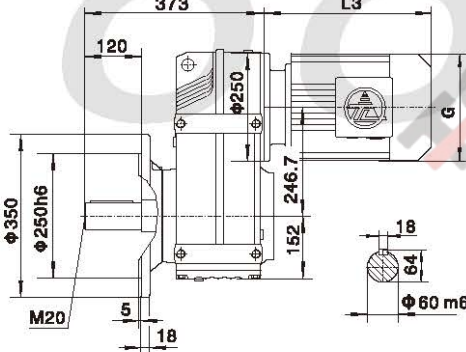
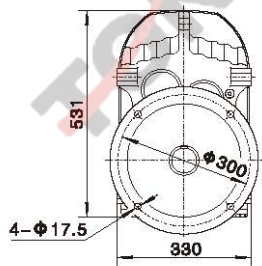
TFA88



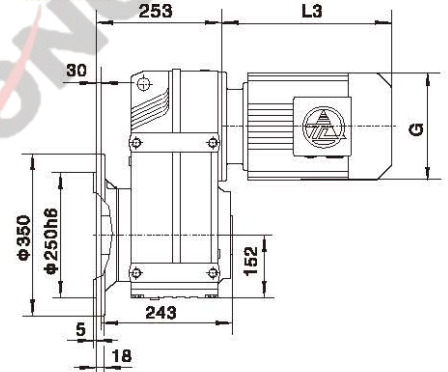
TF88



TFF88

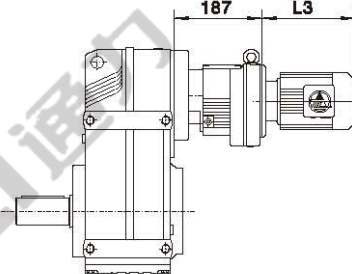
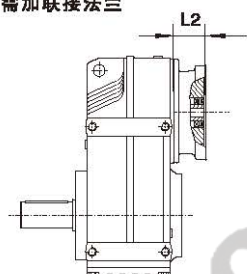


TFAF88



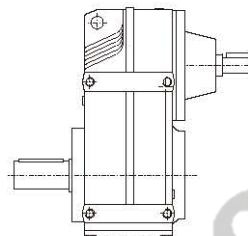
电机需方配或配特殊电机时  
 需加联接法兰

TF..88TR58



TF..S88

输入带轴尺寸详见19页



注：其余尺寸见  
 相对应结构形式

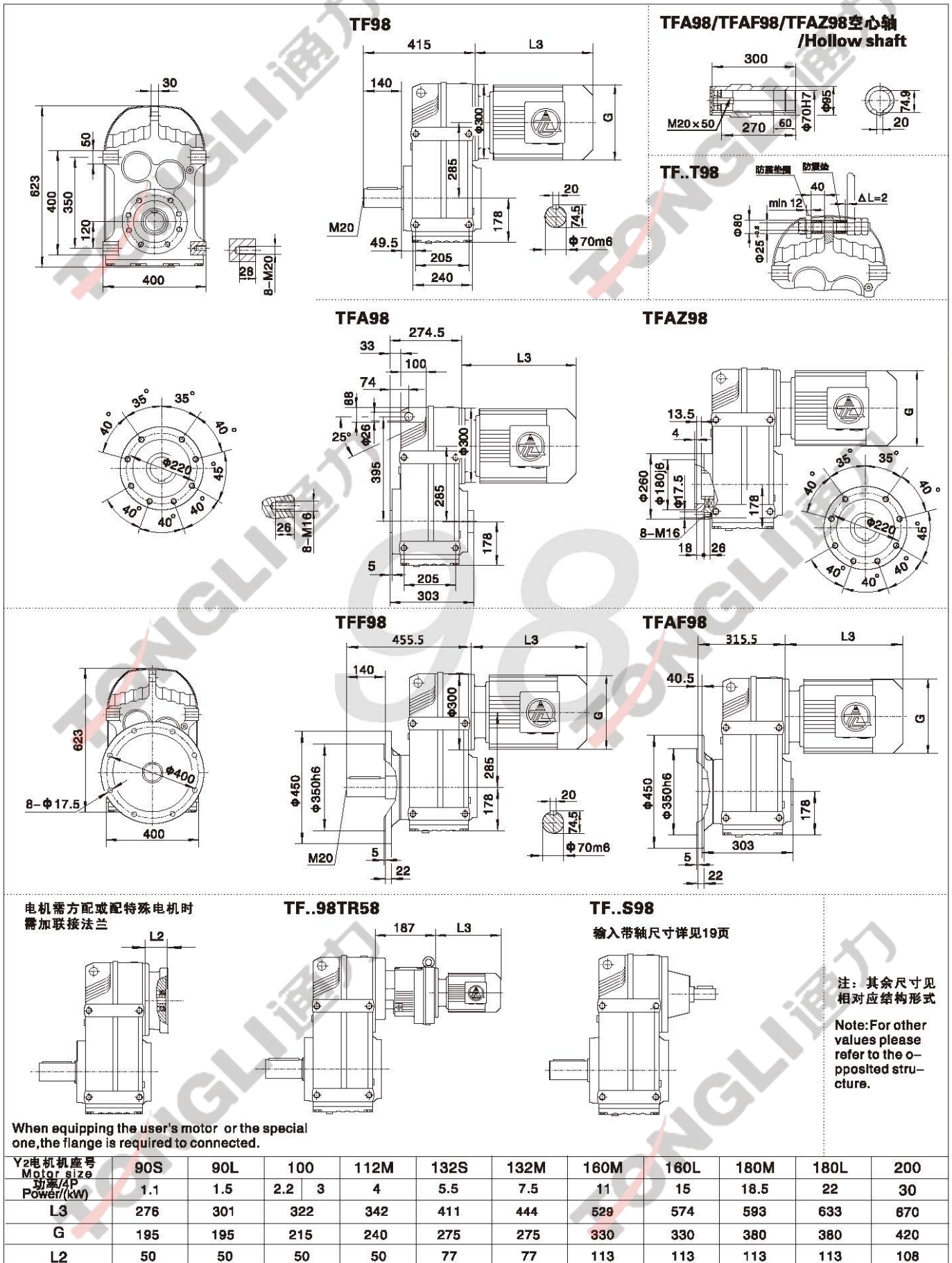
Note: For other  
 values please  
 refer to the o-  
 pposed stru-  
 cture.

When equipping the user's motor or the special  
 one, the flange is required to connected.

Y2电机机座号 Motor size	80	90S	90L	100	112M	132S	132M	160M	160L	180M	180L
功率/P Power/(kW)	0.75	1.1	1.5	2.2	3	4	5.5	7.5	11	15	22
L3	261	284	309	351	371	417	450	538	583	612	652
G	175	195	195	215	240	275	275	330	330	380	380
L2	71	71	71	72	72	83	83	95	95	95	95

注:1.以上壳体为通用件,安装尺寸均可相互参照 2."TF.."表示TF、TFA、TFF、TFAF、TFAZ 3.带锁紧盒式, 详见TK(40-41)页 4.花键轴, 详见TK(42-43)  
 Note:1.The above housings are common parts.The mounting dimensions may consult each other. 2."TF.."mean TF、TFA、TFF、TFAF、TFAZ  
 3.Hollow shaft output with shrink disk, see P TK(40-41) for detail.

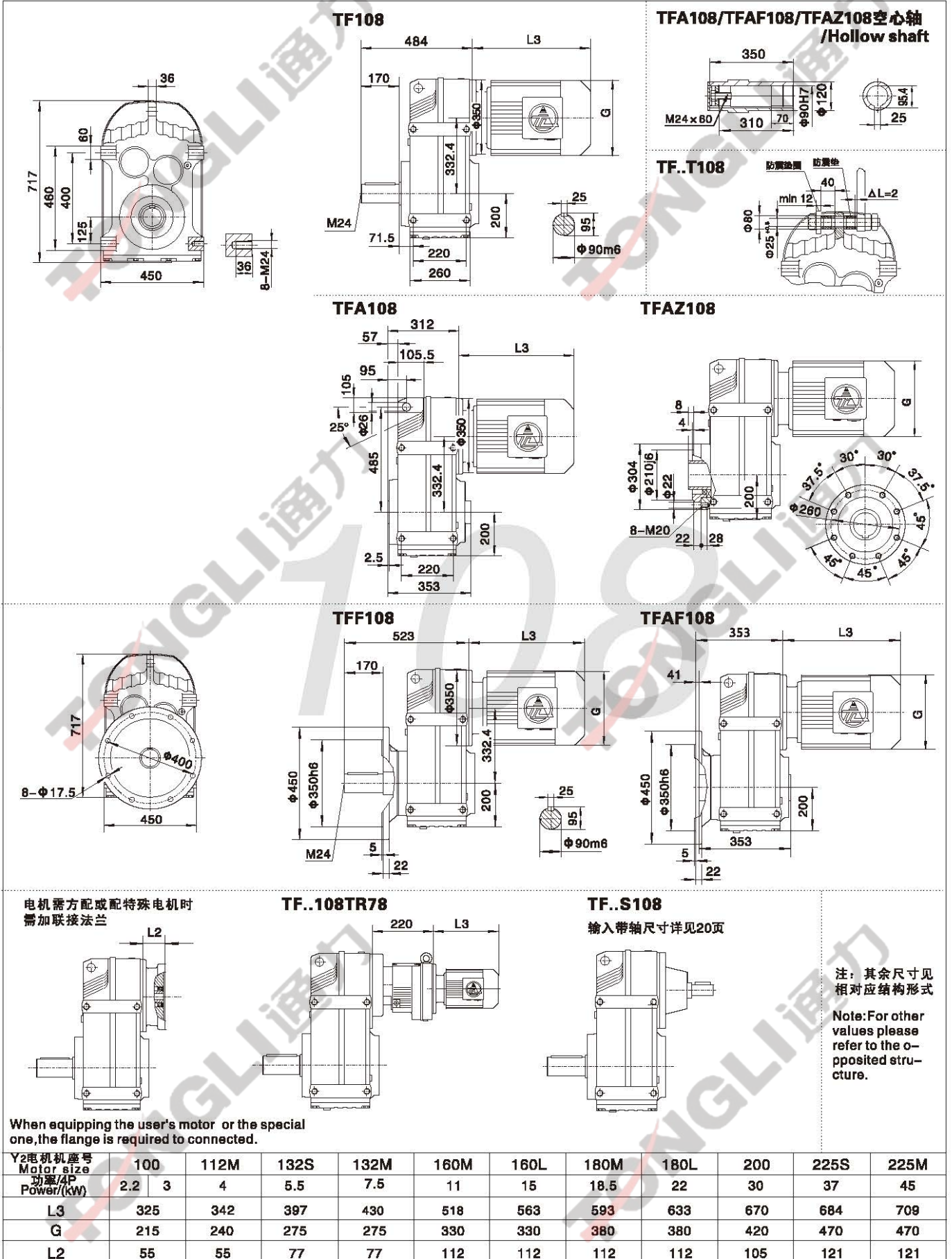
# 外形安装尺寸 Mounting Dimension Sheets—overview



注: 1. 以上壳体为通用件, 安装尺寸均可相互参照 2. "TF.."表示TF、TFA、TFF、TFAF、TFAZ 3. 带锁紧盘式, 详见TK(40-41)页 4. 花键轴, 详见TK(42-43)  
 Note: 1. The above housings are common parts. The mounting dimensions may consult each other. 2. "TF.."mean TF、TFA、TFF、TFAF、TFAZ  
 3. Hollow shaft output with shrink disk, see P TK(40-41) for detail.

外形安装尺寸  
 Mounting Dimension Sheets—overview

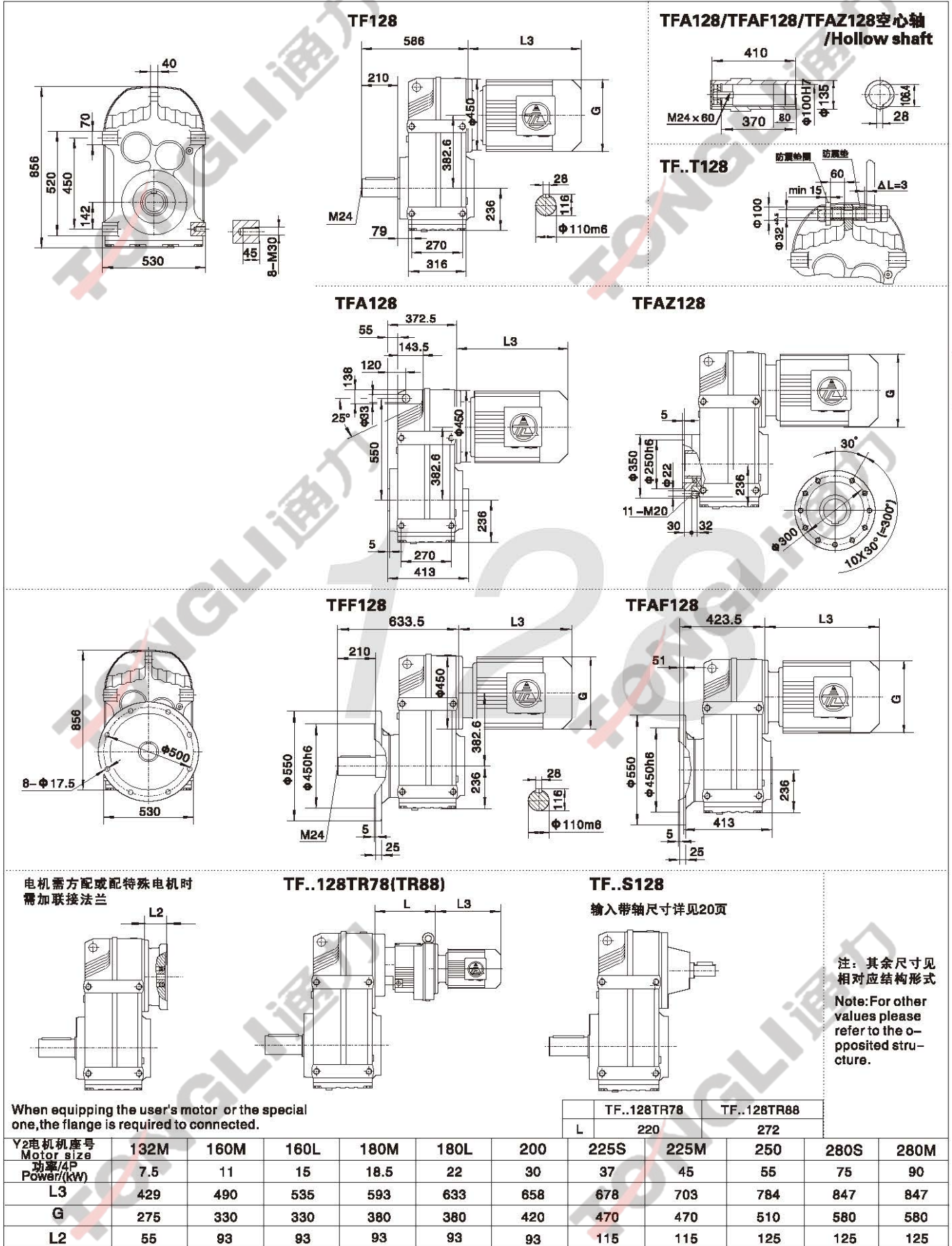
TF  
 35



注：其余尺寸见  
 相对应结构形式  
 Note: For other  
 values please  
 refer to the o-  
 pposed stru-  
 cture.

注:1.以上壳体为通用件,安装尺寸均可相互参照 2.\*TF..\*表示TF、TFA、TFF、TFAF、TFAZ 3.带锁紧套式,详见TK(40-41)页 4.花键轴,详见TK(42-43)  
 Note:1.The above housings are common parts.The mounting dimensions may consult each other. 2.\*TF..\*mean TF、TFA、TFF、TFAF、TFAZ  
 3.Hollow shaft output with shrink disk, see P TK(40-41) for detail.

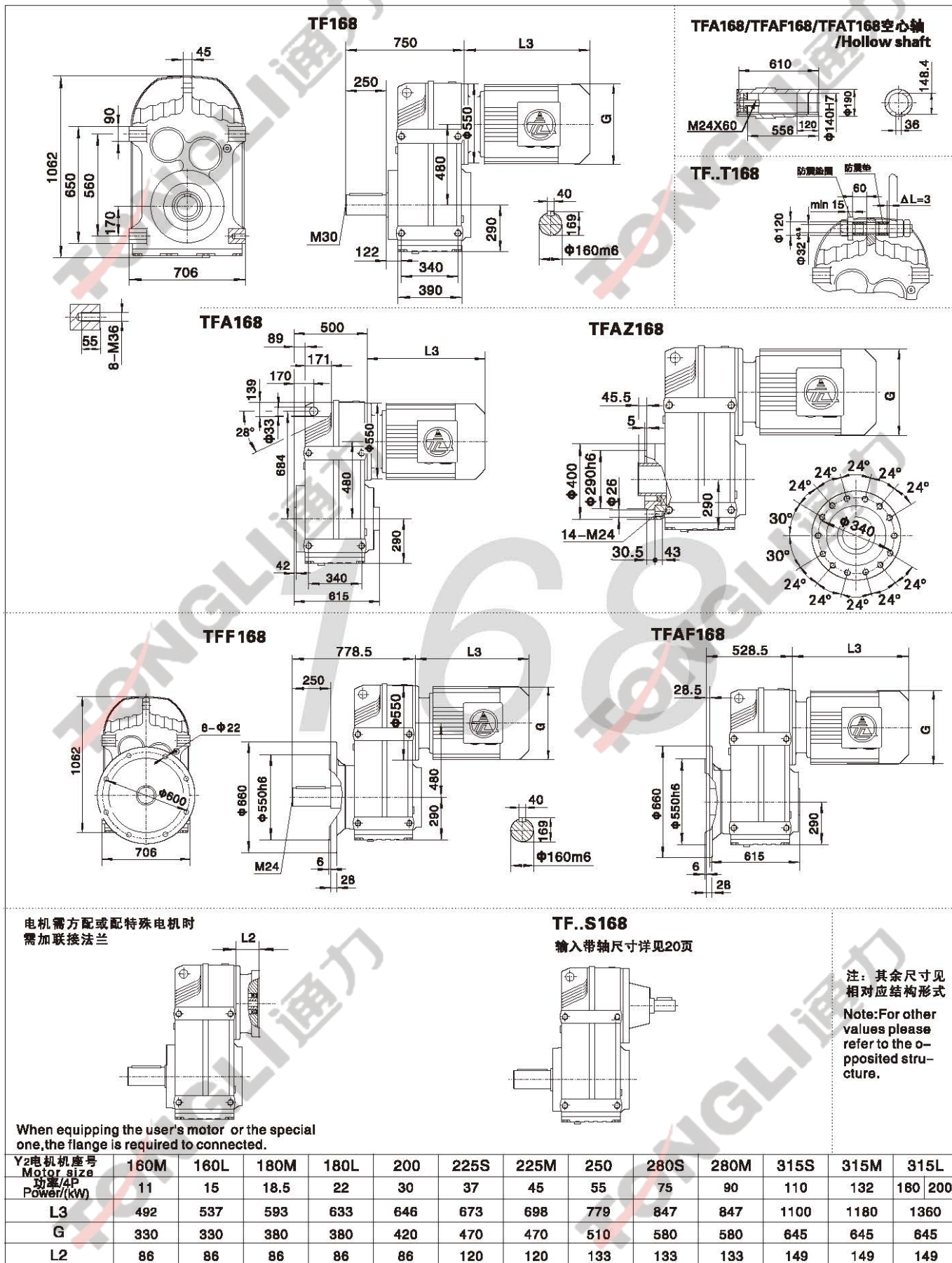
# 外形安装尺寸 Mounting Dimension Sheets—overview



注: 1. 以上壳体为通用件, 安装尺寸均可相互参照 2. "TF.."表示TF、TFA、TFF、TFAF、TFAZ 3. 带锁紧盘式, 详见TK(40-41)页 4. 花键轴, 详见TK(42-43)  
Note: 1. The above housings are common parts. The mounting dimensions may consult each other. 2. "TF.."mean TF、TFA、TFF、TFAF、TFAZ  
3. Hollow shaft output with shrink disk, see P TK(40-41) for detail.

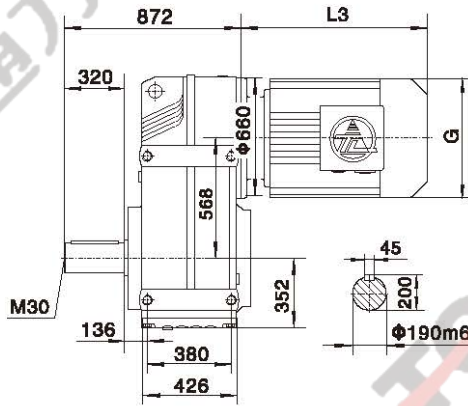
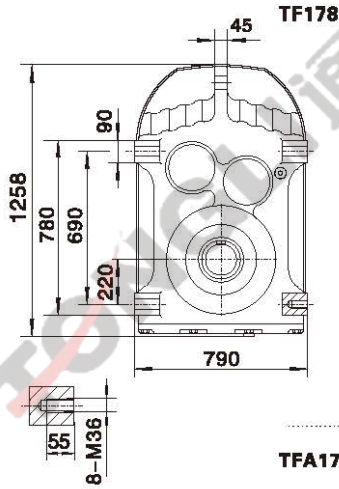


# 外形安装尺寸 Mounting Dimension Sheets—overview

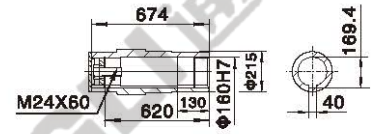


注:1.以上壳体为通用件,安装尺寸均可相互参照 2.\*TF..\*表示TF、TFA、TFF、TFAF、TFAZ  
Note:1.The above housings are common parts.The mounting dimensions may consult each other. 2.\*TF..\*mean TF、TFA、TFF、TFAF、TFAZ

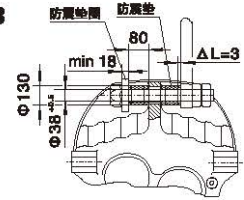
外形安装尺寸  
Mounting Dimension Sheets—overview



TFA178/TFAF178/TFAT178空心轴 /Hollow shaft

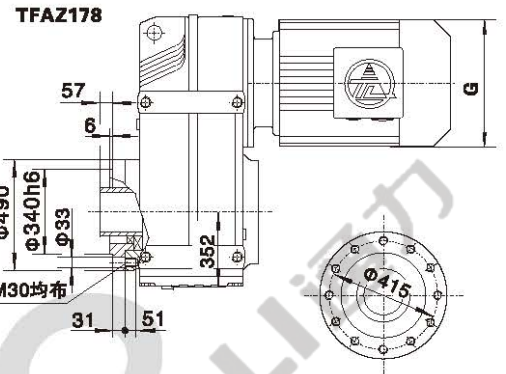
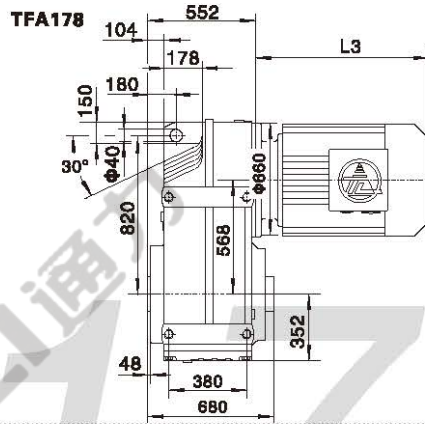


TF..T178

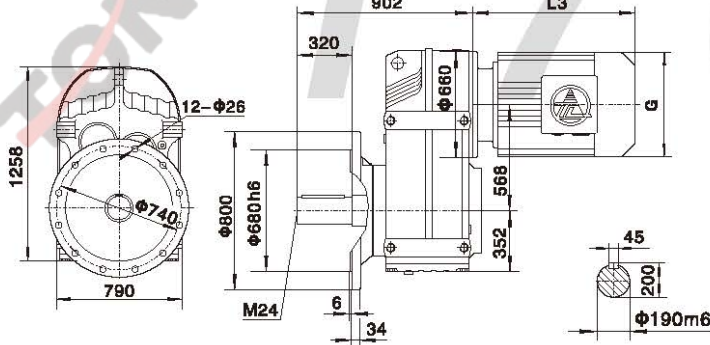


TF

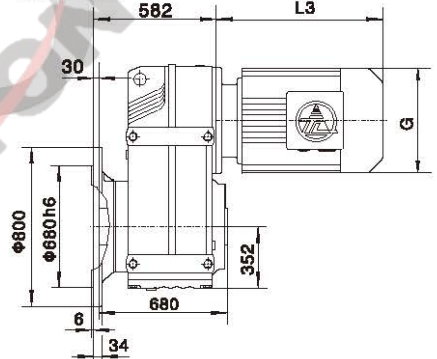
39



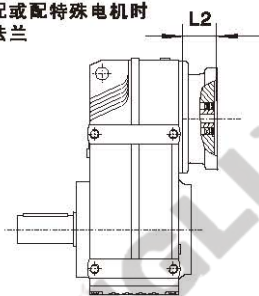
TFF178



TFAF178

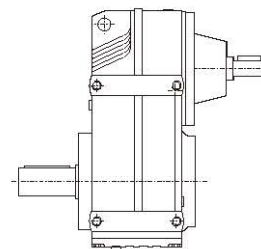


电机需方配或配特殊电机时  
需加联接法兰



TF..S178

输入带轴尺寸详见20页



注：其余尺寸见  
相对应结构形式

Note: For other  
values please  
refer to the o-  
pposited struc-  
ture.

When equipping the user's motor or the special  
one, the flange is required to be connected.

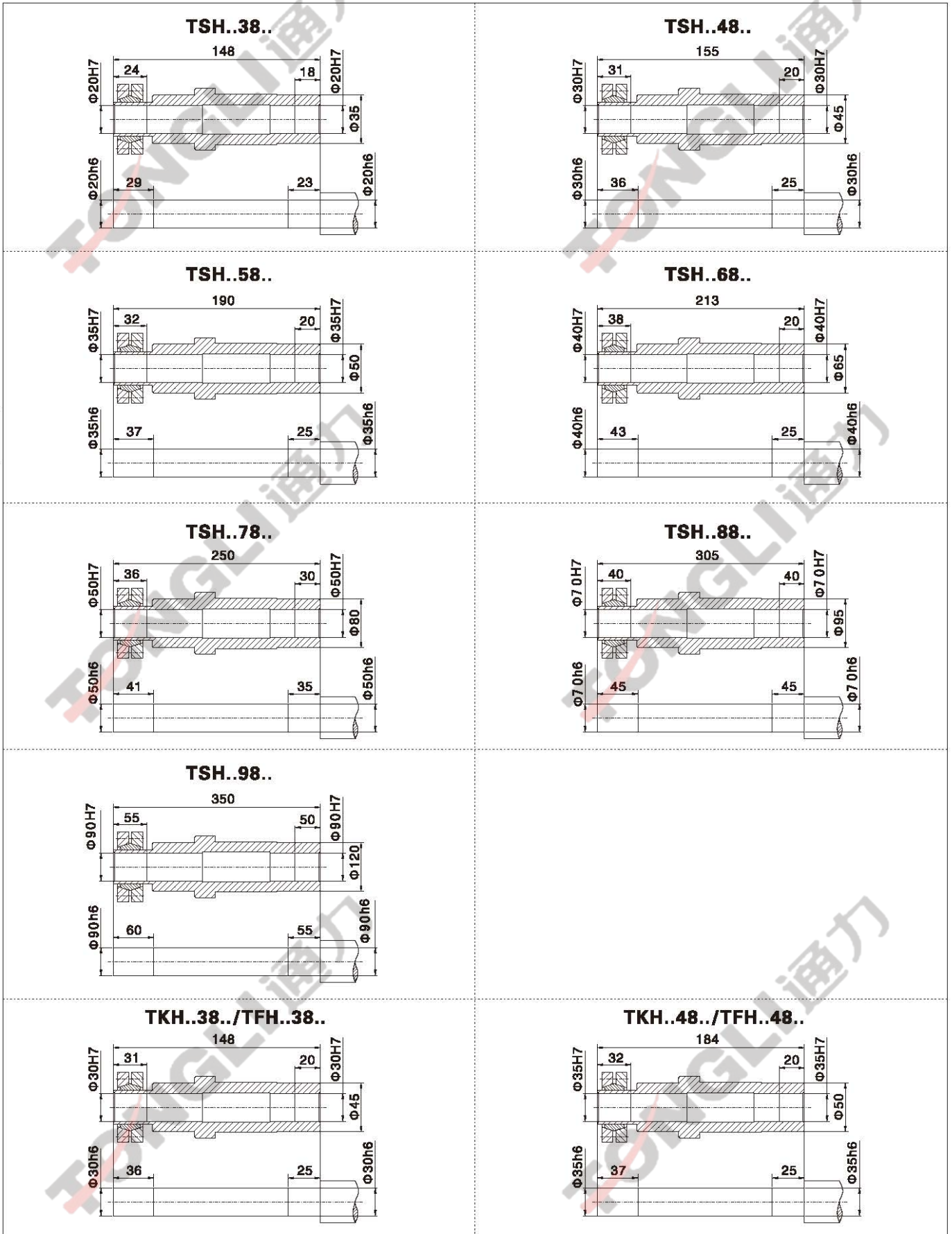
Y2电机机座号 Motor size 功率/4P Power/(kW)	160M	160L	180M	180L	200	225S	225M	250	280S	280M	315S	315M	315L
L3	525	570	626	666	679	706	731	812	880	880	1133	1213	1393
G	330	330	380	380	420	470	470	510	580	580	645	645	645
L2	119	119	119	119	119	153	153	166	166	166	182	182	182

注:1.以上壳体为通用件,安装尺寸均可相互参照 2."TF.."表示TF、TFA、TFF、TFAF、TFAZ

Note:1.The above housings are common parts.The mounting dimensions may consult each other. 2."TF.."mean TF、TFA、TFF、TFAF、TFAZ

TS、TF、TK系列锁紧盘尺寸图 Dimensions of shrink disk for TS、TF、TK series

TK  
 40



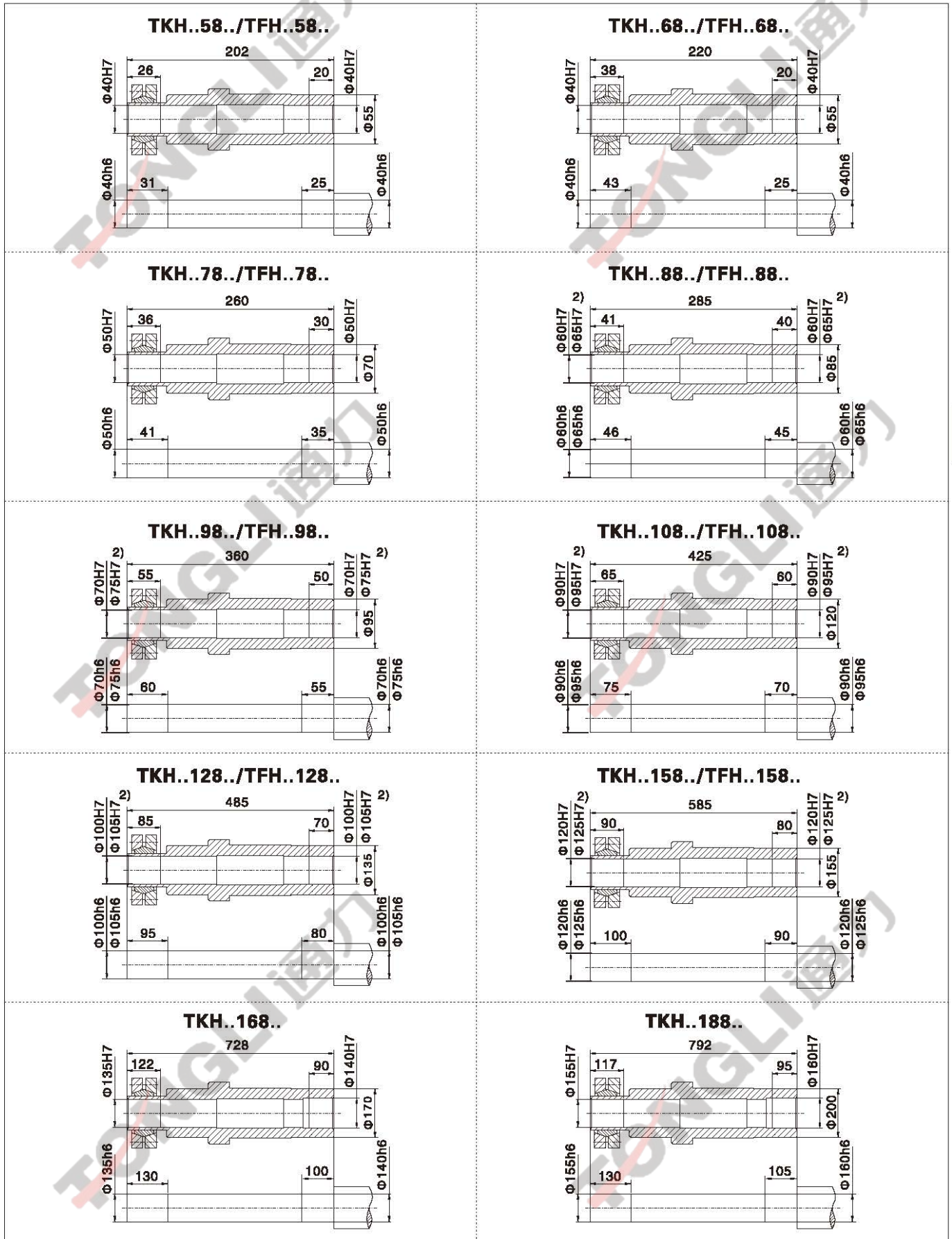
注：1.四大系列带锁紧盘型减速机除输出轴不同外，其余均同平键空心轴标准产品。

Note: 1. Except the output shaft, the main four series gear units with shrink disk are the same as the standard ones with hollow shafts with plat key.

## 外形安装尺寸 Mounting Dimension Sheets-overview



### TS、TF、TK系列锁紧盘尺寸图 Dimensions of shrink disk for TS、TF、TK series



TK  
41

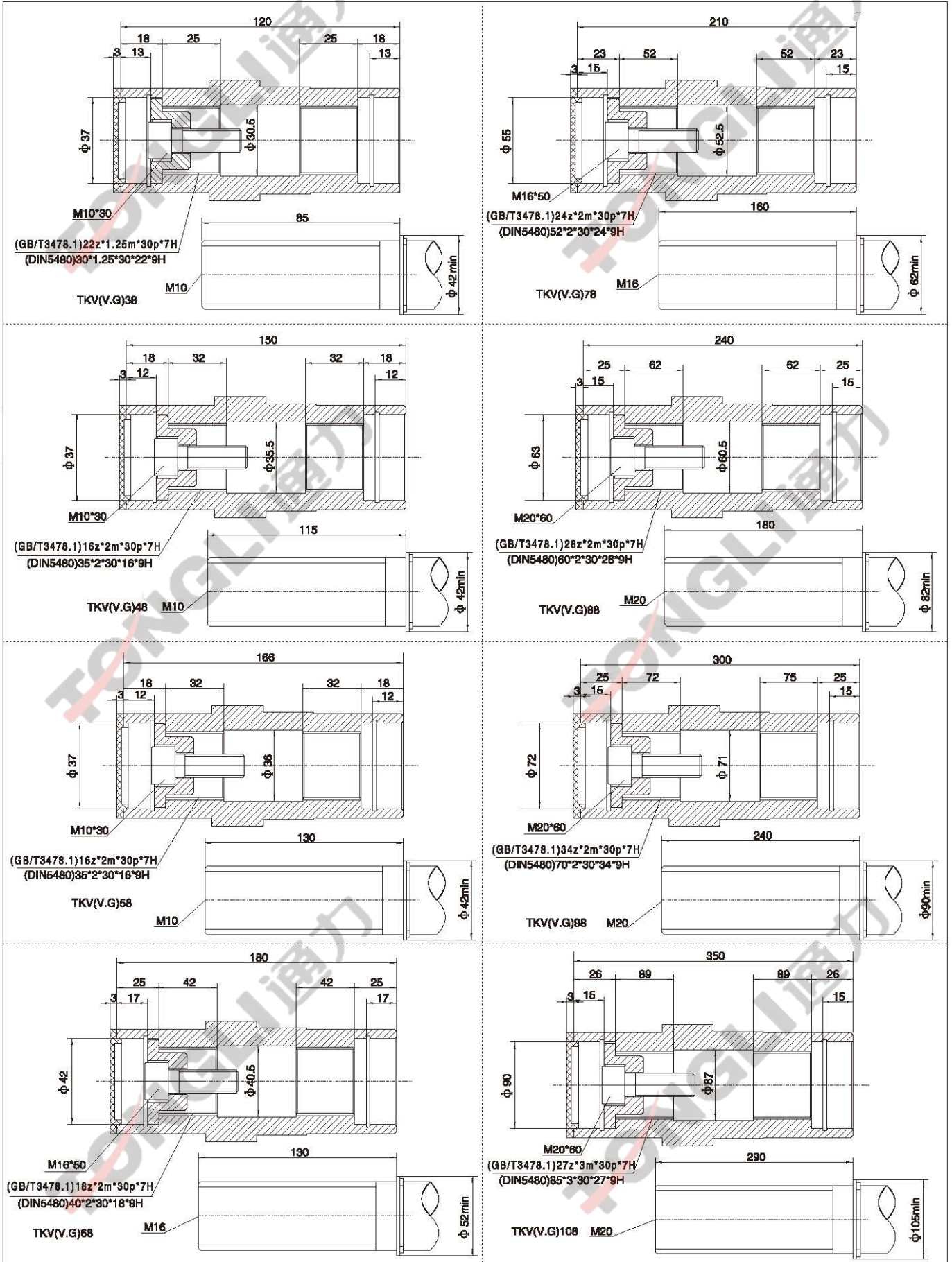
注：1.四大系列带锁紧盘型减速机除输出轴不同外，其余均同平键空心轴标准产品。

Note: 1. Except the output shaft, the main four series gear units with shrink disk are the same as the standard ones with hollow shafts with plat key.

2. TKH88 ~ TKH158输出轴有2种孔径，选较大孔径时需注明。

2. The output shaft of TKH88~TKH158 has two types of apertures. When selecting a larger aperture, it should be noted that.

TF、TK系列花键轴尺寸图 Dimensions of spline for TF、TK series



TK  
42

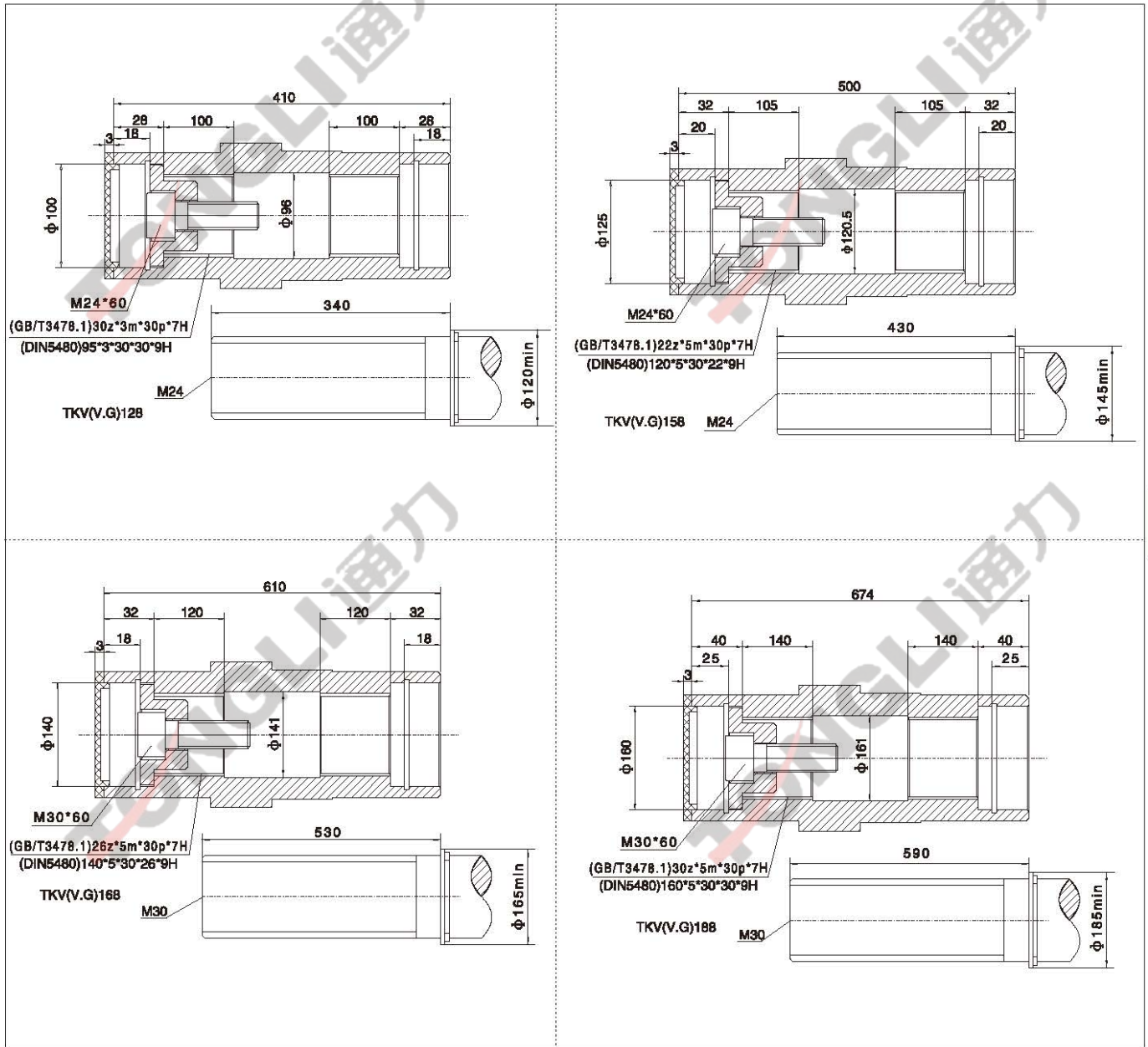
注：1.四大系列花键空心轴减速机除输出轴不同外，其余均同平键空心轴标准产品。

Note: 1.Except the output shaft, the main four series gear units with spline are the same as the standard ones with hollow shafts with plat key.

外形安装尺寸  
Mounting Dimension Sheets—overview



TF、TK系列花键轴尺寸图 Dimensions of spline for TF、TK series



注：1.四大系列花键空心轴减速机除输出轴不同外，其余均同平键空心轴标准产品。

Note: 1. Except the output shaft, the main four series gear units with spline are the same as the standard ones with hollow shafts with flat key.

TK

43

## 减速器润滑

## Gear Units Lubrication

### 润滑油种类选择

### Lubricant selection

减速器使用工况	润滑油种类
冶金轧钢、井下采掘、高温有冲击、含水等	L-CKD重载荷工业齿轮油 (GB5903-1995)
其余工况	L-CKC中载荷工业齿轮油 (GB5903-1995)

Operating conditions of gear units	Lubricant specification
Steel rolling, excavating, high temperature with shock, moisture, etc.	L-CKD heavy load industrial gear oil (GB5903-1995)
Others	L-CKC moderate load industrial gear oil (GB5903-1995)

注:若选用合成齿轮油则更具有良好的抗老化性能,可有效地提高减速器的机械效率。

Note: It adopts the synthetic oil which has the better performance of anti-aging so that improves the mechanical efficiency effectively.

### 润滑油粘度

### Lubricant viscosity

条件	润滑油粘度等级 40°C温度下的ISO-VG 粘度 mm <sup>2</sup> /s (cst)
高速级圆周速度 v < 2.5 m/s, 或环境温度在 35-50°C 之间	VG320 (或 VG460)
高速级齿轮圆周速度 v > 2.5 m/s, 或环境温度在 35°C 以下, 或采用循环油润滑	VG220

Conditions	Lubricant viscosity classification Viscosity ISO-VG at 40 °C in mm <sup>2</sup> /s (cst)
Rotation velocity of high speed stage v < 2.5 m/s, or ambient temperature between 35-50°C	VG320 (or VG460)
Rotation velocity of high speed stage v > 2.5 m/s, or ambient temperature at 35°C, or lubrication with circulating oil	VG220

### 浸油润滑润滑油的工作温度

### Working temperature for dip feed lubrication

润滑油种类	工作温度/°C
中载荷工业齿轮油 L-CKC	-8°C 至 +90°C (瞬时可达 100°C)
重载荷工业齿轮油 L-CKD	-5°C 至 +100°C (瞬时可达 110°C)
蜗轮蜗杆油 L-CKE/P	-5°C 至 +100°C (瞬时可达 110°C)

Lubricant specification	Working temperature/°C
L-CKC moderate load industrial gear oil	From -8°C to +90°C (up to 100°C at moment)
L-CKD heavy load industrial gear oil	From -5°C to +100°C (up to 110°C at moment)

注意:如果减速器的工作温度高于或低于表中规定极限值则应重新确定合适的润滑油。  
 当环境温度低于 0°C 时启动前油温需加热到 0°C 以上。

Notes: If the temperatures of gear units are above or below the values as listed in table, it determines the proper oil again. If the ambient temperatures are below 0°C, the oil has to be heated above 0°C.

### 强制润滑润滑油允许的极限温度

### Permissible temperature limit for forced feed lubrication

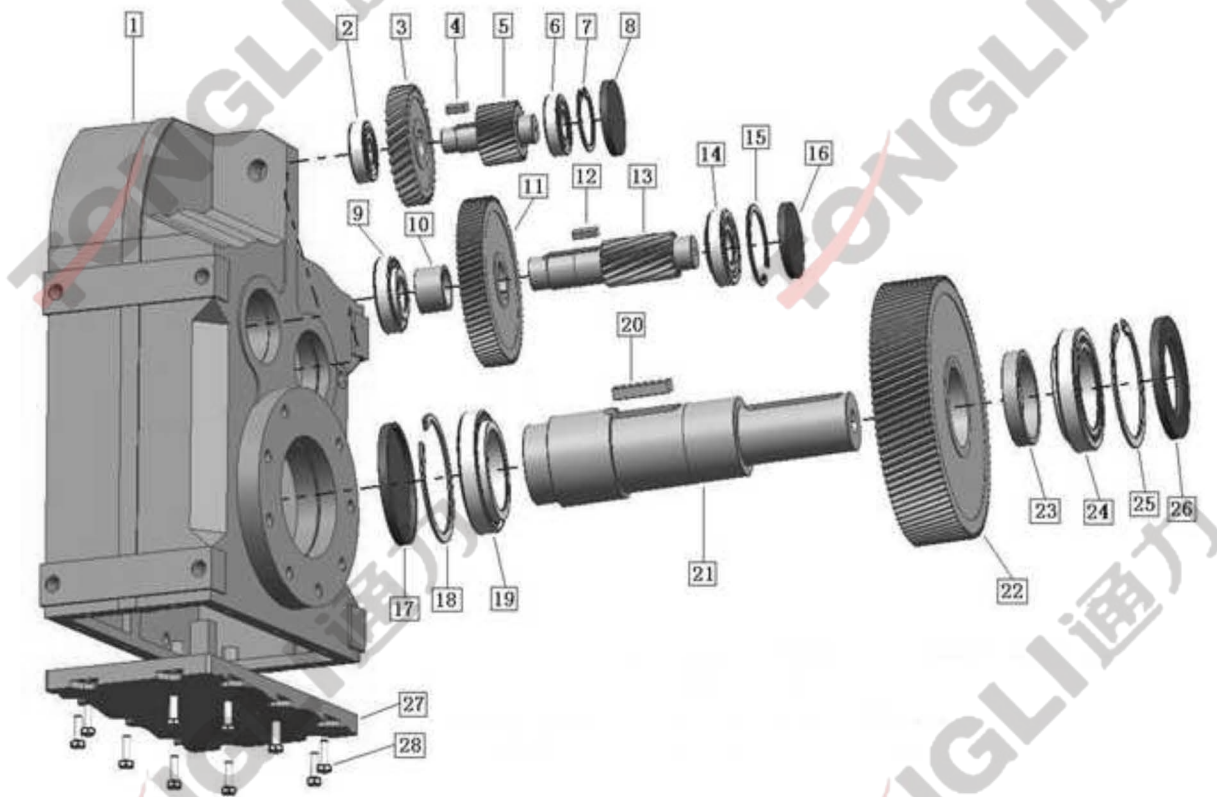
40°C 温度下的 ISO-VG 粘度 mm <sup>2</sup> /s (cst)	强制润滑允许的极限温度/°C	
	矿物油	合成油
VG220	10-80	0-90
VG320	15-90	5-100
VG460	20-95	10-105

Viscosity ISO-VG at 40 °C in mm <sup>2</sup> /s (cst)	Permissible temperature limit for forced feed lubrication/°C	
	Mineral oil	Synthetic oil
VG220	10-80	0-90
VG320	15-90	5-100
VG460	20-95	10-105

注意:当油温低于表中所列数值时,必须提供浸油润滑方式,或对润滑油加热。

Notes: If the temperatures are below the values as listed in table, dip lubrication has to be provided or the oil must be heated.

二、TF系列爆炸图 TF series exploded view



- 1.箱体
- 2.轴承 I
- 3.齿轮 I
- 4.平键 I
- 5.齿轮轴 II
- 6.轴承 II
- 7.孔用挡圈 I

- 8.封盖 I
- 9.轴承 III
- 10.轴套 II
- 11.齿轮 II
- 12.平键 II
- 13.齿轮轴 III
- 14.轴承 IV

- 15.孔用挡圈 II
- 16.封盖 II
- 17.封盖 III
- 18.孔用挡圈 III
- 19.轴承 V
- 20.平键 III
- 21.输出轴

- 22.齿轮 III
- 23.轴套 III
- 24.轴承 VI
- 25.孔用挡圈 IV
- 26.油封 I
- 27.盖
- 28.螺栓 I

- 1.Housing
- 2.Bearing
- 3.Gear
- 4.Parallel key
- 5.Gear shaft
- 6.Bearing
- 7.Circlip

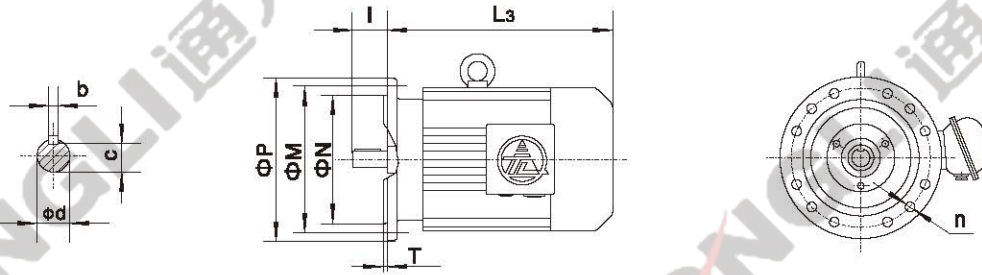
- 8.Cover
- 9.Bearing
- 10.Bush
- 11.Gear
- 12.Parallel key
- 13.Gear shaft
- 14.Bearing

- 15.Circlip
- 16.Cover
- 17.Cover
- 18.Circlip
- 19.Bearing
- 20.Parallel key
- 21.Output shaft

- 22.Gear
- 23.Bush
- 24.Bearing
- 25.Circlip
- 26.Seal
- 27.Cover
- 28.Bolts

标准普通电机和特殊电机的参数及安装尺寸

Standard and ordinary motor or special motor parameter and mounting dimension



电机 机座号 Motor size	4极 4 Pole		6极 6 Pole		8极 8 Pole		L3				安装尺寸 Mounting dimensions										M(kg)				
	P <sub>1</sub> (kW)	n <sub>1</sub> (r/min)	P <sub>1</sub> (kW)	n <sub>1</sub> (r/min)	P <sub>1</sub> (kW)	n <sub>1</sub> (r/min)	Y <sub>2</sub>	B	E	V	M	N	P	n	T	d	l	b	c	Y (铝壳 Aluminum housing)	Y <sub>2</sub>	B	E	V	
63M1	0.12	1390																		5.5	13			11	
63M2	0.18	1390					202	270	328		115	95j6	140	4xΦ10	3	11j6	23	4	8.5	6	13.5	15		12	
71M1	0.25	1390	0.18	850																6.5	14	16	12	14	
71M2	0.37	1390	0.25	850			225	285	345		130	110j6	160	4xΦ10	3.5	14j6	30	5	11	7.5	14.5	16	13	15	
80M1	0.55	1390	0.37	885	0.18	645														10	15	31	20	16	
80M2	0.75	1390	0.55	885	0.25	645	255	290	350	310	165	130j6	200	4xΦ12	3.5	19j6	40	6	15.5	11	16	32	21	17	
90S	1.1	1400	0.75	910	0.37	670	270	310	370	320	165	130j6	200	4xΦ12	3.5	24j6	50	8	20	16	23	35	27	23	
90L	1.5	1400	1.1	910	0.55	670	295	335	395	345	165	130j6	200	4xΦ12	3.5	24j6	50	8	20	20	25	39	31	28	
100L1	2.2	1420			0.75	680															33	49	41	35	
100L2	3	1420	1.5	920	1.1	680	325	370	420	370	215	180j6	250	4xΦ15	4	28j6	60	8	24		35	53	44	36	
112M	4	1440	2.2	940	1.5	690	340	400	450	390	215	180j6	250	4xΦ15	4	28j6	60	8	24		41	67	60	43	
132S	5.5	1440	3	960	2.2	710	390	430	505	450	265	230j6	300	4xΦ15	4	38k6	80	10	33		65	93	85	63	
132M	7.5	1460	4	960	3	710	430	470	545	490	265	230j6	300	4xΦ15	4	38k6	80	10	33		76	105	98	75	
			5.5	960																					
160M	11	1460	7.5	960	4	720	505	545	610	550	300	250h6	350	4xΦ19	5	42k6	110	12	37		118	150	143	116	
					5.5	720																			
160L	15	1460	11	960	7.5	720	560	585	655	595	300	250h6	350	4xΦ19	5	42k6	110	12	37		132	169	165	136	
180M	18.5	1470	/	/	/	/	590	620	715	740	300	250h6	350	4xΦ19	5	48k6	110	14	42.5		164	205	203	169	
180L	22	1470	15	970	11	730	630	640	765	790	300	250h6	350	4xΦ19	5	48k6	110	14	42.5		182	222	216	183	
200L	30	1470	18.5	970	15	730	660	695	790	850	350	300h6	400	4xΦ19	5	55k6	110	16	49		245	300	296	236	
			22	970																					
225S	37	1480	/	/	18.5	730	675	705	860	910	400	350h6	450	8xΦ19	5	60m6	140	18	53		258	360	370	291	
225M	45	1480	30	980	22	730	705	730	890	940	400	350h6	450	8xΦ19	5	60m6	140	18	53		290	390	405	327	
250M	55	1480	37	980	30	730	770	795		1060	500	450h6	550	8xΦ19	5	65m6	140	18	58		388	530	498	393	
280S	75	1480	45	980	37	730	845	870		1160	500	450h6	550	8xΦ19	5	75m6	140	20	67.5		510	660	633	520	
280M	90	1485	55	980	45	740	895	920		1260	500	450h6	550	8xΦ19	5	75m6	140	20	67.5		606	785	723	610	
315S	110	1485	75	980	55	740	1100	1100		1330	600	550h6	660	8xΦ24	6	80m6	170	22	71		910	1000	1150	950	
315M	132	1485	90	985	75	740	1180	1180		1380	600	550h6	660	8xΦ24	6	80m6	170	22	71		1000	1100	1230	1030	
315L	160	1485	110	985	90	740															1055	1100	1320	1100	
	200	1485	132	985	110	740	1270	1270		1450	600	550h6	660	8xΦ24	6	80m6	170	22	71		1128	1160	1420	1200	

注：由于结构需要及生产厂家不同，有时参数会有所变化，此表仅供参考，准确尺寸请来电垂询。

Note: Sometimes the parameters may be changed with the different structures and manufacturers, this table is only for reference, please refer to us for the exact dimensions.

APPLICATION  
FIELDS

# 应用领域



钢铁冶金  
Steel metallurgy



橡胶塑料  
Rubber plastic



石油化工  
Petrochemical



环保生态  
Environmental  
Protection



电力设备  
Power equipment



建材机械  
Building materials  
machinery



港口机械  
Port machinery



煤矿机械  
Coal mining  
machinery




工程机械  
Construction  
machinery



起重运输  
Lifting and  
transportation

PROCESSING AND TESTING EQUIPMENT

# 加工和检测设备



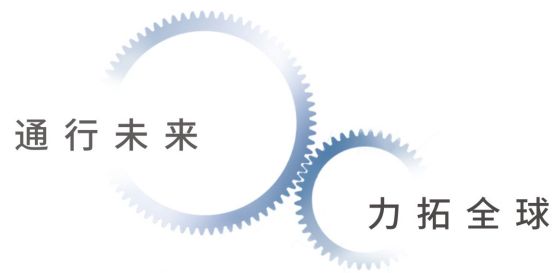
COMPANY  
HONOR

# 公司荣誉





本册所有产品、设备、场景均为通力科技实景拍摄或三维建模渲染，  
图片版权归通力科技所有。



## 浙江通力传动科技股份有限公司

ZHEJIANG TONGLI TRANSMISSION TECHNOLOGY CO.,LTD

营 销：+86 577 6559 1111 +86 577 6559 2222

售 后：+86 577 6559 3333

传 真：+86 577 6559 8888

网 址：www.zjtongli.com

邮 箱：65598888@zjtongli.com

地 址：浙江省瑞安市江南大道3801号(通力传动科技园)  
No. 3801 Jiangnan Road, Rui'an Wenzhou City,  
Zhejiang Province, 325207, China



企业官网



企业公众号